


## Industrial digital output expansion board based on ISO808A for STM32 Nucleo



### Features

- Based on the **ISO808A** octal high-side switch, which features:
  - Operating range 9.2 to 36 V
  - Low power dissipation ( $R_{ON(MAX)} = 260\text{ m}\Omega$ )
  - Process side operating current: up to 0.7 A per channel
  - Embedded 2k  $V_{RMS}$  galvanic isolation
  - PGOOD (VCC voltage level alarm signalization)
  - 20 MHz SPI with daisy chaining
  - Fast decay for inductive loads
  - Undervoltage lock-out
  - Overload and overtemperature protections
  - Loss of ground protection
  - PowerSO36 package
- Application board process side operating range: 10 (J10 open) to 33 V (J9 closed)
- Extended operating range of process side from 9.2 (J10 closed) up to 36 V (J9 open)
- Application board logic side operating voltage 3.3 to 5 V
- Green LEDs for outputs on/off status (J6 and J7 close 1-2, 3-4, 5-6, 7-8)
- Red LED for common overheating and communication error diagnostic (J3 close 1-2)
- Red LED for PGOOD signalization (J3 close 3-4)
- Yellow LED for output enable status signalization (J3 close 5-6)
- Process and logic supply rails reverse polarity protections
- Compatible with **STM32 Nucleo** development boards
- Equipped with Arduino® UNO R3 connectors
- RoHS and China RoHS compliant
- CE certified

### Product summary

Industrial digital output expansion board based on ISO808A for STM32 Nucleo	X-NUCLEO-OUT12A1
Software expansion for STM32Cube driving industrial digital output based on intelligent power switch (IPS)	X-CUBE-IPS
Galvanic isolated octal high-side power solid state relay with SPI interface for high inductive loads	ISO808ATR
Applications	Programmable Logic Controllers

### Description

The **X-NUCLEO-OUT12A1** is an industrial digital output expansion board for **STM32 Nucleo**. It provides a powerful and flexible environment for the evaluation of the driving and diagnostic capabilities of the **ISO808A** octal high-side smart power solid state relay, with embedded galvanic isolation and 20 MHz SPI control interface, in a digital output module connected to 0.7 A industrial loads.

The **X-NUCLEO-OUT12A1** directly interfaces with the microcontroller on the **STM32 Nucleo** driven by GPIO pins and Arduino® R3 connectors.

The galvanic isolation between the microcontroller and the process stage is guaranteed by the **ISO808A**.

The expansion board can be connected to either a **NUCLEO-F401RE** or a **NUCLEO-G431RB** development board.

It is also possible to evaluate a 16 channel digital output system enabling the daisy chaining feature on two **X-NUCLEO-OUT12A1** stacked expansion boards.

# 1 Schematic diagrams

Figure 1. X-NUCLEO-OUT12A1 circuit schematic (1 of 2)

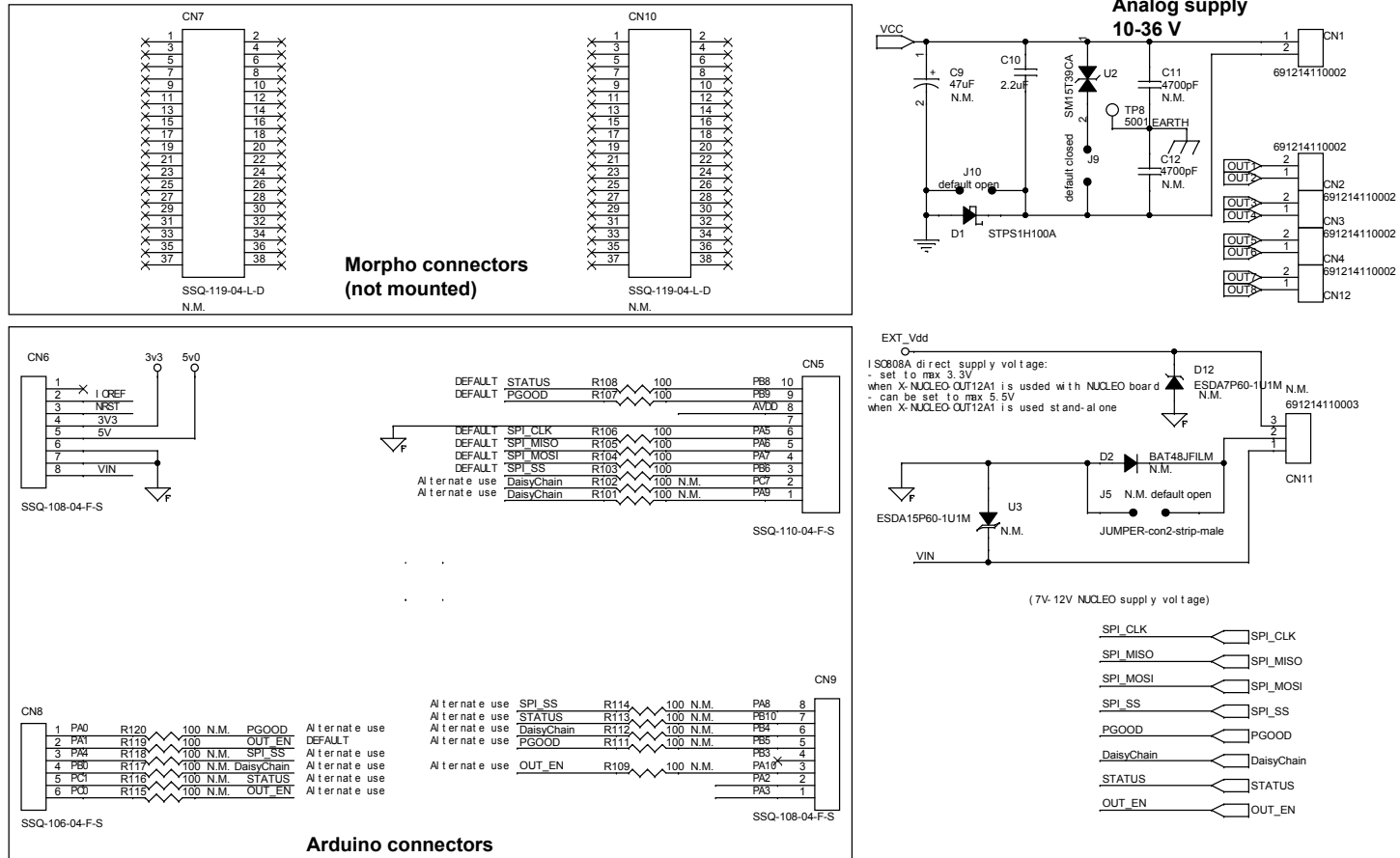
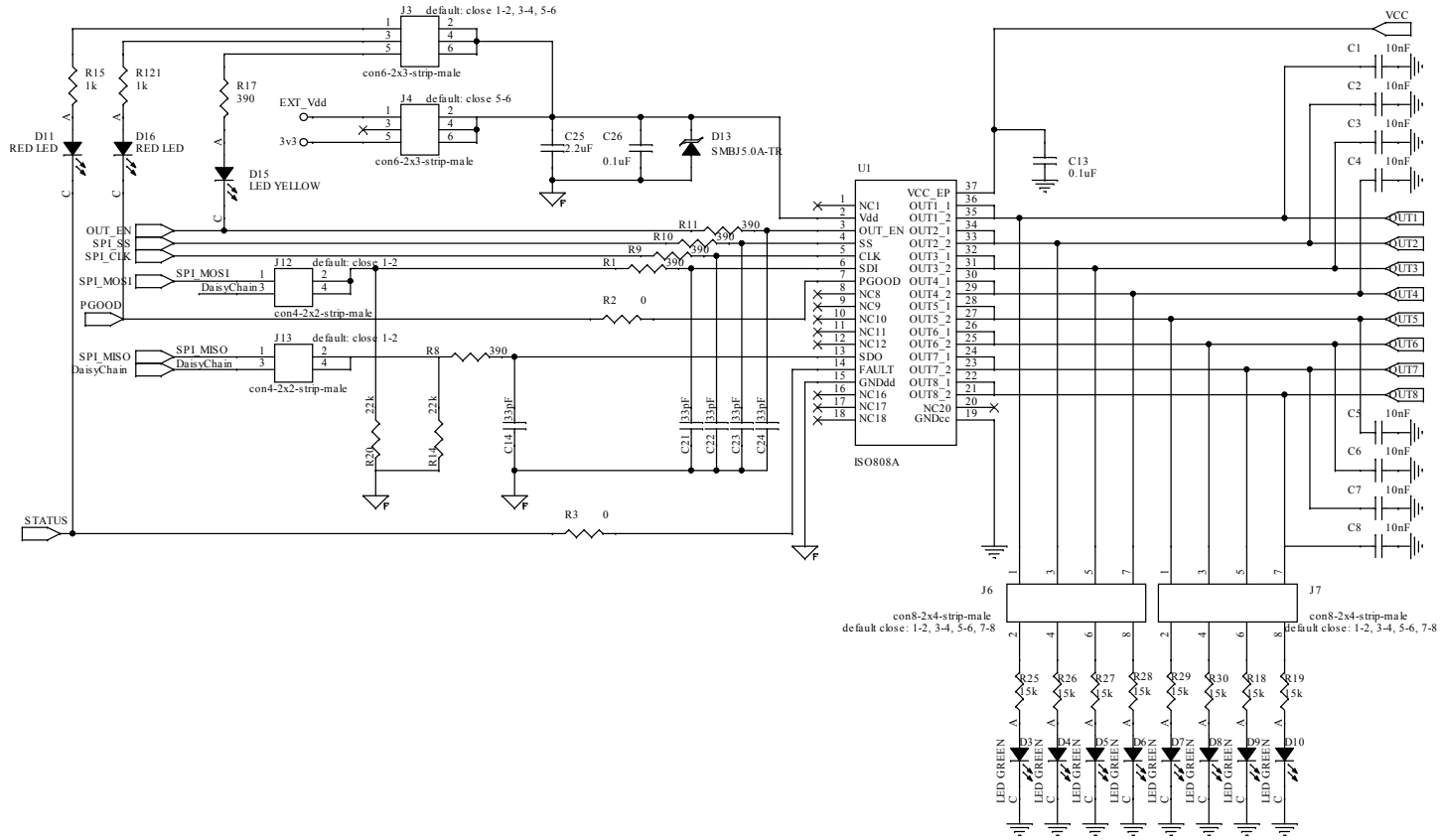


Figure 2. X-NUCLEO-OUT12A1 circuit schematic (2 of 2)



## 2 Board versions

**Table 1. X-NUCLEO-OUT12A1 versions**

Finished good	Schematic diagrams	Bill of materials
X\$NUCLEO-OUT12A1 <sup>(1)</sup>	X\$NUCLEO-OUT12A1 schematic diagrams	X\$NUCLEO-OUT12A1 bill of materials

1. This code identifies the X-NUCLEO-OUT12A1 evaluation board first version.

## Revision history

**Table 2. Document revision history**

Date	Revision	Changes
21-Dec-2022	1	Initial release.
24-May-2023	2	Minor text changes.

**IMPORTANT NOTICE – READ CAREFULLY**

STMicroelectronics NV and its subsidiaries (“ST”) reserve the right to make changes, corrections, enhancements, modifications, and improvements to ST products and/or to this document at any time without notice. Purchasers should obtain the latest relevant information on ST products before placing orders. ST products are sold pursuant to ST’s terms and conditions of sale in place at the time of order acknowledgment.

Purchasers are solely responsible for the choice, selection, and use of ST products and ST assumes no liability for application assistance or the design of purchasers’ products.

No license, express or implied, to any intellectual property right is granted by ST herein.

Resale of ST products with provisions different from the information set forth herein shall void any warranty granted by ST for such product.

ST and the ST logo are trademarks of ST. For additional information about ST trademarks, refer to [www.st.com/trademarks](http://www.st.com/trademarks). All other product or service names are the property of their respective owners.

Information in this document supersedes and replaces information previously supplied in any prior versions of this document.

© 2023 STMicroelectronics – All rights reserved