

ULTRA MICRO POWER SYSTEM

(2.00 mm) .0787" PITCH



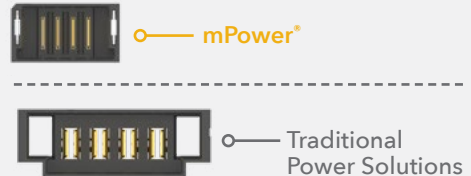
FEATURES & BENEFITS

- Up to 18 A per blade (1 blade powered)
- Design flexibility as a power-only system or a two-piece system for power/signal applications
- Use with Samtec's high-speed connector systems for a unique power/signal system
- Choice of 2 to 10 positions
- 5 mm to 20 mm stack heights available
- Tin or 10 μ" Gold plated power blades; 30 μ" Gold plating available to meet specific regulations
- Optional weld tabs
- Cable-to-board and cable-to-cable systems in development

KEY SPECIFICATIONS

PITCH	STACK HEIGHTS	INSULATOR MATERIAL	CONTACT MATERIAL	PLATING	OPERATING TEMP RANGE	VOLTAGE RATING	LEAD-FREE SOLDERABLE
2.00 mm	5 to 16, 18, 20 mm	Black LCP	Copper Alloy	Sn or Au over 50 μ" (1.27 μm) Ni	-55 °C to +105 °C with Tin -55 °C to +125 °C with Gold	460 VAC/ 650 VDC	Yes

UMPT/UMPS compared to another small form factor power solution



CREEPAGE & CLEARANCE

UMPT/UMPS	
CREEPAGE	2.20 mm
CLEARANCE	1.65 mm

Selectively loading contacts achieves customer specific creepage and clearance requirements.

ULTRA MICRO POWER SOCKET

UMPS	NO. OF POSITIONS	LEAD STYLE	PLATING OPTION	V	S	OPTION	"X"R
	-02, -03, -04, -05, -06, -07, -08, -09, -10	-03.5 = (03.5 mm) .138" -05.5 = (05.5 mm) .217" -07.5 = (07.5 mm) .295"	-L = 10 μ" (0.25 μm) Gold on contact, Matte Tin on tail -S = 30 μ" (0.76 μm) Gold on contact, Matte Tin on tail -T = Matte Tin			-W = Weld Tab Through-hole (Leave blank for no weld tab)	-TR = Tape & Reel -FR = Full Reel Tape & Reel (must order max. quantity per reel; contact Samtec for quantity breaks)

UMPS
Board Mates:
UMPT

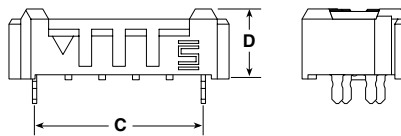
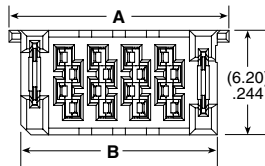


UMPT/UMPS CURRENT RATING (PER CONTACT)

PINS	-T	-L
1	18.3 A	16.2 A
2	14.5 A	14.6 A
3	14.2 A	12.6 A
4	12.9 A	12.3 A
5	12.9 A	N/A
10	N/A	9.4 A

Ratings are derated 20% with 30 °C rise to maximum allowable temperature.

NO. OF POSITIONS	A	B	C
-02	(9.05) .356	(7.65) .301	(6.00) .236
-03	(11.05) .435	(9.65) .380	(8.00) .315
-04	(13.05) .514	(11.65) .459	(10.00) .394
-05	(15.05) .593	(13.65) .537	(12.00) .472
-06	(17.05) .671	(15.65) .616	(14.00) .551
-07	(19.05) .750	(17.65) .695	(16.00) .630
-08	(21.05) .829	(19.65) .774	(18.00) .709
-09	(23.05) .907	(21.65) .852	(20.00) .787
-10	(25.05) .986	(23.65) .931	(22.00) .866



UMPS-04-03.5-X-V-S-W SHOWN

LEAD STYLE	D
-03.5	(4.15) .163
-05.5	(6.15) .242
-07.5	(8.15) .321

View complete specifications at: samtec.com?UMPS

SIGNAL CONNECTOR	MATED HEIGHT													
	5 mm	6 mm	7 mm	8 mm	9 mm	10 mm	11 mm	12 mm	13 mm	14 mm	15 mm	16 mm	18 mm	20 mm
ADM6/ADF6	X													
BTE/BSE	X			X										
BTH/BSH, BTS/BSS	X													
ERM5/ERF5			X		X	X	X	X						
ERM6/ERF6	X													
ERM8/ERF8			X		X	X	X	X	X	X	X	X	X	
LPAM/LPAF	X													
QMS/QFS						X	X	X	X	X		X		
QRM8/QRF8			X		X	X		X		X				
QTE/QSE, QTH/QSH	X			X			X			X				
QTS/QSS	X			X										
SEAM/SEAF			X	X	X	X	X	X	X	X	X	X		X
SEAM8/SEAF8			X			X								
ST4/SS4	X	X												
ST5/SS5	X													
TEM/SEM		X	X			X								

Notes:
Some lengths, styles and options are non-standard, non-returnable