

Miniature Fuse, 5 x 20 mm, Super-Time-Lag TT, NF, 220 VAC



NF C 93-435 · 220 VAC · Super-Time-Lag TT

See below:

Approvals and Compliances

Description

- Low Breaking Capacity

Weblinks

[pdf data sheet](#), [html datasheet](#), [General Product Information](#), [Distributor Stock-Check](#), [Detailed request for product](#)

Technical Data

| | | | |
|------------------------------|---|-------------------------|--|
| Rated Voltage | 32 - 220 VAC | Resistance to Vibration | acc. to NF C 20-706 / IEC 60068-2-6, test Fc |
| Rated current | 0.031 - 15 A | Shocks | acc. to NF C 20-706 / IEC 60068-2-27 |
| Breaking Capacity | 40 A - 100 A | Salt Mist | acc. to NF C 20-711 / IEC 60068-2-11 |
| Characteristic | Super-Time-Lag TT | | |
| Mounting | Fuseholder / Clip | | |
| Admissible Ambient Air Temp. | -40 °C to 70 °C | | |
| Climatic Category | 40/070/56 acc. to IEC 60068-1 | | |
| Material: Tube | Glass | | |
| Material: Endcaps | Nickel-Plated Copper Alloy | | |
| Unit Weight | 1.4 g | | |
| Storage Conditions | 0 °C to 60 °C, max. 70% r.h. | | |
| Product Marking | Type, HA20, Rated current, Characteristic | | |

Approvals and Compliances



Detailed information on product approvals, code requirements, usage instructions and detailed test conditions can be looked up in [Details about Approvals](#)

SCHURTER products are designed for use in industrial environments. They have approvals from independent testing bodies according to national and international standards. Products with specific characteristics and requirements such as required in the automotive sector according to IATF 16949, medical technology according to ISO 13485 or in the aerospace industry can be offered exclusively with customer-specific, individual agreements by SCHURTER.

Approvals

The approval mark is used by the testing authorities to certify compliance with the safety requirements placed on electronic products.

Approval Reference Type: D1TD

| Approval Logo | Certificates | Certification Body | Description |
|---|--------------------------------|--------------------|------------------------|
|  | UL Approvals | UL | UR File Number: E42088 |
|  | LCIE Approvals | LCIE | Norme française |

Product standards

Product standards that are referenced

| Organization | Design | Standard | Description |
|---|-----------------------|-----------|---|
|  | Designed according to | UL 248-14 | Low voltage fuses - Part 14: Additional fuses |






Application standards

Application standards where the product can be used

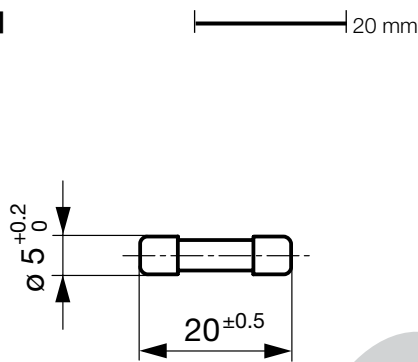
| Organization | Design | Standard | Description |
|--|--------------------------------|----------------|---|
|  | Designed for applications acc. | IEC/UL 62368-1 | Audio/video, information and communication technology equipment - Part 1: Safety requirements |

Compliances

The product complies with following Guide Lines

| Identification | Details | Initiator | Description |
|--|--|-------------|---|
|  | CE declaration of conformity | SCHURTER AG | The CE marking declares that the product complies with the applicable requirements laid down in the harmonisation of Community legislation on its affixing in accordance with EU Regulation 765/2008. |
|  | UKCA declaration of conformity | SCHURTER AG | The UKCA marking declares that the product complies with the applicable requirements laid down in the British Amendment of Regulation (EC) 765/2008. |
|  | RoHS | SCHURTER AG | Directive RoHS 2011/65/EU, Amendment (EU) 2015/863 |
|  | China RoHS | SCHURTER AG | The law SJ / T 11363-2006 (China RoHS) has been in force since 1 March 2007. It is similar to the EU directive RoHS. |
|  | REACH | SCHURTER AG | On 1 June 2007, Regulation (EC) No 1907/2006 on the Registration, Evaluation, Authorization and Restriction of Chemicals 1 (abbreviated as "REACH") entered into force. |

Dimension [mm]

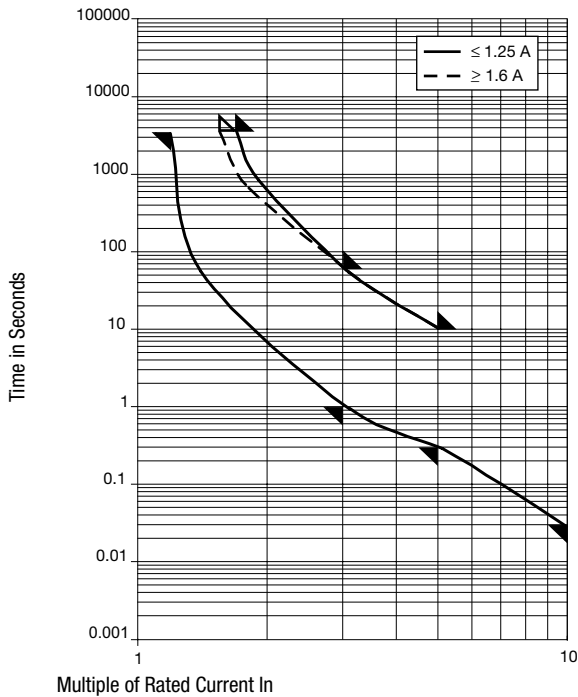


Pre-Arcing Time



| Rated Current In | 1.1 x In min. | 2.0 x In max. | 2.1 x In max. | 3.0 x In min. | 3.0 x In max. | 5.0 x In min. | 5.0 x In max. | 10.0 x In min. |
|------------------|---------------|---------------|---------------|---------------|---------------|---------------|---------------|----------------|
| 0.031 A - 1.25 A | - | 10 min | - | 1 s | 60 s | 300 ms | 10 s | 30 ms |
| 1.6 A - 15 A | - | - | 10 min | 1 s | 60 s | 300 ms | 10 s | 30 ms |






PFF

Time-Current-Curves



All Variants

| Rated Current [A] | Rated Voltage [VAC] | Breaking Capacity | Voltage Drop 1.0 I _n typ. [mV] | Power Dissipation 1.1 I _n typ. [mW] | Melting Pt 10.0 I _n typ. [A ² s] |   GAM T1 NNO | Order Number |
|-------------------|---------------------|-------------------|---|--|--|--|--------------|
| 0.031 | 220 | 1) | 3850 | 145 | 0.079 | ● | 7030.3110 |
| 0.04 | 220 | 1) | 3150 | 155 | 0.2 | ● | 7030.3120 |
| 0.05 | 220 | 1) | 2600 | 160 | 0.22 | ● ● | 7030.3130 |
| 0.063 | 220 | 1) | 2000 | 155 | 0.35 | ● ● | 7030.3140 |
| 0.08 | 220 | 1) | 1850 | 180 | 0.26 | ● ● | 7030.3150 |
| 0.1 | 220 | 1) | 1600 | 190 | 0.028 | ● ● | 7030.3210 |
| 0.125 | 220 | 1) | 2000 | 300 | 0.61 | ● ● | 7030.3220 |
| 0.16 | 220 | 2) | 745 | 150 | 0.2 | ● ● | 7030.3230 |
| 0.2 | 220 | 2) | 715 | 180 | 0.39 | ● ● | 7030.3240 |
| 0.25 | 220 | 2) | 480 | 150 | 0.4 | ● ● | 7030.3250 |
| 0.31 | 220 | 2) | 870 | 340 | 0.21 | ● ● | 7030.3260 |
| 0.4 | 220 | 2) | 665 | 340 | 0.64 | ● ● | 7030.3270 |
| 0.5 | 220 | 2) | 555 | 360 | 1 | ● ● | 7030.3280 |
| 0.63 | 220 | 2) | 460 | 370 | 1.6 | ● ● | 7030.3290 |
| 0.8 | 220 | 2) | 365 | 370 | 4.2 | ● ● | 7030.3310 |
| 1 | 220 | 2) | 295 | 365 | 9 | ● ● | 7030.3320 |
| 1.25 | 220 | 2) | 300 | 465 | 7.1 | ● ● | 7030.3330 |
| 1.6 | 125 | 3) | 280 | 535 | 22 | ● ● | 7040.3110 |
| 2 | 125 | 3) | 245 | 595 | 43 | ● ● | 7040.3120 |
| 2.5 | 125 | 3) | 210 | 630 | 128 | ● ● | 7040.3130 |
| 3.15 | 125 | 3) | 160 | 615 | 370 | ● ● | 7040.3140 |
| 4 | 125 | 4) | 165 | 790 | 260 | ● ● | 7040.3150 |
| 5 | 125 | 4) | 175 | 1100 | 440 | ● ● | 7040.3160 |
| 6.3 | 125 | 4) | 105 | 775 | 800 | ● ● | 7040.3170 |
| 8 | 125 | 5) | 105 | 1000 | 1400 | ● | 7040.3180 |
| 10 | 125 | 5) | 90 | 1050 | 2200 | ● | 7040.3190 |
| 12.5 | 32 | 6) | 55 | 795 | 890 | | 7040.3200 |
| 15 | 32 | 6) | 45 | 745 | 3400 | | 7040.3210 |

| Rated Current [A] | Rated Voltage [VAC] | Breaking Capacity | Voltage Drop 1.0 I _n typ. [mV] | Power Dissipation 1.1 I _n typ. [mW] | Melting I ² t 10.0 I _n typ. [A ² s] | Order Number |
|-------------------|---------------------|-------------------|---|---|--|--|
| | | | | | |      |

Most Popular:

Availability for all products can be searched real-time: <https://www.schurter.com/en/Stock-Check/Stock-Check-SCHURTER>

- 1) NF: 60 A @ 220 VAC , p.f. = 1.0
- 1) UL: 4000 A @ 125 VAC , p.f. ≥ 0.9 / 4000 A @ 125 VDC , L/R = 5 ms
- 2) NF: 60 A @ 220 VAC , p.f. = 1.0
- 2) UL: 50 A @ 125 VAC , p.f. = 1.0 / 50 A @ 125 VDC , L/R = 5 ms
- 3) NF: 40 A @ 125 VAC , p.f. = 0.7 - 0.8
- 3) UL: 100 A @ 125 VAC , p.f. ≥ 0.9
- 4) NF: 40 A @ 125 VAC , p.f. = 0.7 - 0.8
- 4) UL: 50 A @ 125 VAC , p.f. ≥ 0.9
- 5) UL: 50 A @ 125 VAC , p.f. ≥ 0.9
- 6) 100 A @ 32 VAC , p.f. ≥ 0.9

| | |
|-----------------------|--------------------------|
| Packaging Unit | Small Box Pack (10 pcs.) |
|-----------------------|--------------------------|