

- **High power-density: 300 Watt in 4.6"x2.44" package (encased)**
- **I/O isolation 3000 VAC rated for 250 VAC working voltage**
- **Certification according to IEC/EN/UL 62368-1**
- **Peak power operation up to 360 Watt for 5s**
- **Operating temperature -40°C to 80°C**
- **Active power factor correction >0.9**
- **Operating up to 5000m altitude**
- **High efficiency up to 93%**
- **Protection class II prepared**
- **3-year product warranty**



UL 62368-1 IEC 62368-1

The TPI 300-M series is a set of AC/DC power supplies in an encased package style. They feature a reinforced double I/O isolation (3000 VAC) system according to latest industrial safety standards. The excellent efficiency of up to 93% allows a high power-density and compact design (4.6" x 2.44"). The operating temperature range is -40°C to +80°C with derating above 50°C. In natural convection operation these power supplies deliver 180 Watt going up to 300 Watt with forced air cooling. Additionally, they can deliver 360 Watt peak power for 5s. The EMC characteristic is dedicated for applications in industrial and medical fields. High reliability is provided by using high quality components and an excellent thermal management making the TPI 300-M an ideal solution for industrial and medical devices and for demanding safety and space critical applications.

Models

Order Code	Output Power max.	Output Voltage nom. (adjustable)	Output Current max.	Output Current peak	Efficiency typ.
TPI 300-112-M	300 W	12 VDC (10.8 - 13.2 VDC)	25'000 mA	30'000 mA	91 %
TPI 300-115-M		15 VDC (13.5 - 16.5 VDC)	20'000 mA	24'000 mA	92 %
TPI 300-124-M		24 VDC (21.6 - 26.4 VDC)	12'500 mA	15'000 mA	93 %
TPI 300-136-M		36 VDC (32.4 - 39.6 VDC)	8'330 mA	10'000 mA	93 %
TPI 300-148-M		48 VDC (43.2 - 52.8 VDC)	6'250 mA	7'500 mA	93 %
TPI 300-153-M		53 VDC (47.7 - 58.3 VDC)	5'670 mA	6'790 mA	93 %

Options

on demand (backorder with MOQ non stocking item)	- Optional model with 18 VDC / 16'667 mA - Optional model with 28 VDC / 10'710 mA
---	--

Input Specifications

Input Voltage	- AC Range	Operational Range: 85 - 264 VAC (Full Range) Rated Range: 100 - 240 VAC (Full Range)
	- DC Range	Operational Range: 120 - 370 VDC (Designed for, no certification) Polarity: +DC: L / -DC: N
Input Frequency		Operational Range: 47 - 440 Hz Certified: 50/60 Hz
Input Current	- Full Load & Vin = 230 VAC	1'600 mA max.
	- Full Load & Vin = 115 VAC	3'900 mA max.
Power Consumption	- No load & Vin = 230 VAC	3'000 mW max.
	- No load & Vin = 115 VAC	3'000 mW max.
Input Inrush Current	- At 230 VAC	70 A max.
	- At 115 VAC	40 A max.
Power Factor	- At 230 VAC	0.9 min. (Active Power Factor Correction)
	- At 115 VAC	0.9 min. (Active Power Factor Correction)
Input Protection		T 5 A / 250 VAC (Internal Fuse in L & N)
Recommended Input Fuse		5'000 mA (slow blow) (The need of an external fuse has to be assessed in the final application.)

Output Specifications

Output Voltage Adjustment		±10% (By trim potentiometer) Output power must not exceed rated power!
Voltage Set Accuracy		±1% max.
Regulation	- Input Variation (Vmin - Vmax)	0.2% max.
	- Load Variation (0 - 100%)	0.5% max.
Boost Power		Output Current peak: See model table Peak power time: 5 s max. Peak power duty cycle: 20% max. Average operation power: 50% of full load
Ripple and Noise (20 MHz Bandwidth)	12 VDC model:	150 mVp-p max. (w/ 1 µF X7R)
	15 VDC model:	180 mVp-p max. (w/ 1 µF X7R)
	18 VDC model:	210 mVp-p max. (w/ 1 µF X7R)
	24 VDC model:	270 mVp-p max. (w/ 1 µF X7R)
	28 VDC model:	310 mVp-p max. (w/ 1 µF X7R)
	36 VDC model:	390 mVp-p max. (w/ 1 µF X7R)
	48 VDC model:	510 mVp-p max. (w/ 1 µF X7R)
	53 VDC model:	540 mVp-p max. (w/ 1 µF X7R)
Capacitive Load	12 VDC model:	20'000 µF max.
	15 VDC model:	12'000 µF max.
	18 VDC model:	9'000 µF max.
	24 VDC model:	2'400 µF max.
	28 VDC model:	2'000 µF max.
	36 VDC model:	1'000 µF max.
	48 VDC model:	650 µF max.
	53 VDC model:	470 µF max.
Minimum Load		Not required
Temperature Coefficient		±0.02 %/K max.
Hold-up Time	- At 230 VAC	5 ms min.
	- At 115 VAC	5 ms min.
Start-up Time	- At 230 VAC	2'000 ms max.
	- At 115 VAC	2'000 ms max.
Short Circuit Protection		Continuous, Automatic recovery
Output Current Limitation		135 - 165% of Iout max.
		150% typ. of Iout max.

All specifications valid at nominal voltage, resistive full load and +25°C after warm-up time, unless otherwise stated.

Overvoltage Protection		115 - 135% of Vout nom. (Latch off)
Transient Response	- Response Deviation - Response Time	3% typ. / 10% max. (50% to 75% Load Step) 600 µs typ. (50% to 75% Load Step)

Safety Specifications

Safety Standards	- IT / Multimedia Equipment - Certification Documents	EN 62368-1 IEC 62368-1 UL 62368-1 www.tracopower.com/overview/tpi300-m
Protection Class		Class I & II (Prepared): Reinforced Insulation
Pollution Degree		PD 2
Over Voltage Category		OVC II

EMC Specifications

EMI Emissions	- Conducted Emissions - Radiated Emissions - Harmonic Current Emissions - Voltage Fluctuations & Flicker	EN 55032 class B (internal filter) FCC Part 15 class B (internal filter) EN 55032 class A (internal filter) FCC Part 15 class A (internal filter) EN 61000-3-2, class A EN 61000-3-3
EMS Immunity	- Electrostatic Discharge - RF Electromagnetic Field - EFT (Burst) / Surge - Conducted RF Disturbances - PF Magnetic Field - Voltage Dips & Interruptions	EN 55024 (IT Equipment) EN 55035 (Multimedia) EN 60601-1-2 edition 4 (Medical Devices) Air: EN 61000-4-2, ±15 kV, perf. criteria A Contact: EN 61000-4-2, ±8 kV, perf. criteria A EN 61000-4-3, 20 V/m, perf. criteria A EN 61000-4-4, ±2 kV, perf. criteria A L to L: EN 61000-4-5, ±1 kV, perf. criteria A L to PE: EN 61000-4-5, ±2 kV, perf. criteria A EN 61000-4-6, 20 Vrms, perf. criteria A Continuous: EN 61000-4-8, 30 A/m, perf. criteria A 230 VAC / 50 Hz: EN 61000-4-11 30%, 25 periods, perf. criteria A >95%, 0.5 periods, perf. criteria A >95%, 250 periods, perf. criteria B 115 VAC / 60 Hz: EN 61000-4-11 30%, 25 periods, perf. criteria A >95%, 0.5 periods, perf. criteria A >95%, 250 periods, perf. criteria B

General Specifications

Relative Humidity		95% max. (non condensing)
Temperature Ranges	- Operating Temperature - Storage Temperature	-40°C to +80°C -40°C to +80°C
Power Derating	- High Temperature - Low Input Voltage	Depending on model 2 %/V below 100 VAC See application note: www.tracopower.com/overview/tpi300-m
Over Temperature Protection Switch Off	- Protection Mode - Measurement Point	118°C min. / 125°C typ. / 132°C max. (Automatic recovery at 112°C typ.) See application note: www.tracopower.com/overview/tpi300-m (Internal Thermistor)
Cooling System		Forced air cooling (with internal fan)
Fan Power Source	- Characteristic - Output Voltage - Output Current	Variable fan speed (temperature regulated) 12 VDC 500 mA max.

All specifications valid at nominal voltage, resistive full load and +25°C after warm-up time, unless otherwise stated.

Standby Power Source	- Output Voltage	5 VDC
	- Output Current	1000 mA max. (Fan Power Source and Standby Power Source total power must not exceed 8 W.)
Remote Control	- Voltage Controlled Remote	On: 3.0 to 12 VDC or open circuit Off: 0 to 1.2 VDC or short circuit Refers to '+Remote' and '-Remote' Pin
	- Off Idle Input Current	16 mA typ. / 25 mA max. (excl. Standby power source and Fan power source)
	- Remote Pin Input Current	-0.5 to 1.0 mA (Standby power source and Fan power source are always present)
Altitude During Operation		5'000 m max.
Switching Frequency		100 - 180 kHz (PWM)
		140 kHz typ. (PWM)
Insulation System		Reinforced Insulation
Working Voltage (rated)		250 VAC
Isolation Test Voltage	- Input to Output, 60 s	3'000 VAC
	- Input to Case or PE, 60 s	2'000 VAC
	- Output to Case or PE, 60 s	2'000 VAC
Creepage	- Input to Output	13.6 mm min.
	- Input to Case or PE	5 mm min.
	- Output to Case or PE	4.2 mm min.
Clearance	- Input to Output	9.7 mm min.
	- Input to Case or PE	5 mm min.
	- Output to Case or PE	4.2 mm min.
Isolation Resistance	- Input to Output, 500 VDC	100 MΩ min.
Isolation Capacitance	- Input to Output, 100 kHz, 1 V	1'250 pF typ. / 1'500 pF max.
Leakage Current (264 VAC / 63 Hz)	- Earth Leakage Current	300 μA max.
Distance Through Isolation		0.4 mm
Reliability	- Calculated MTBF	1'056'000 h (MIL-HDBK-217F, ground benign)
Environment	- Vibration	IEC 60068-2-6 5 g, 3 axis, sine sweep, 3x30 min, 5-500 Hz
	- Mechanical Shock	IEC 60068-2-27 50 g, 3 axis, half sine, 11 ms
	- Thermal Shock	MIL-STD-810F
Housing Material		Aluminum
Housing Type		Metal Case
Mounting Type		Chassis Mount
Connection Type		Pin Connector
Weight		318 g
Power OK Signal		Open collector output
	- Trigger Threshold	12 VDC model: 10 - 10.8 VDC 15 VDC model: 12.5 - 13.5 VDC 18 VDC model: 15.3 - 16.2 VDC 24 VDC model: 20 - 21.6 VDC 28 VDC model: 24 - 25.2 VDC 36 VDC model: 31 - 32.4 VDC 48 VDC model: 41.5 - 43.2 VDC 53 VDC model: 46 - 47.7 VDC
	- Power OK	Low level
	- Power Off	High resistance (Refers to 'PG' and '-Vout' Pin)
	- Pin Specifications	50 VDC / 50 mA max.

All specifications valid at nominal voltage, resistive full load and +25°C after warm-up time, unless otherwise stated.

Sense Function	10% max. of Vout nom. (If sense function is not used, sense pins should be left open/floating.)
Environmental Compliance	www.tracopower.com/info/reach-declaration.pdf REACH SVHC list compliant REACH Annex XVII compliant www.tracopower.com/info/rohs-declaration.pdf Exemptions: 7a, 7c-I (RoHS exemptions refer to the component concentration only, not to the overall concentration in the product (O5A rule).) 2a3253e0-dd29-4343-b244-8c5c82676138
- REACH Declaration	
- RoHS Declaration	
- SCIP Reference Number	

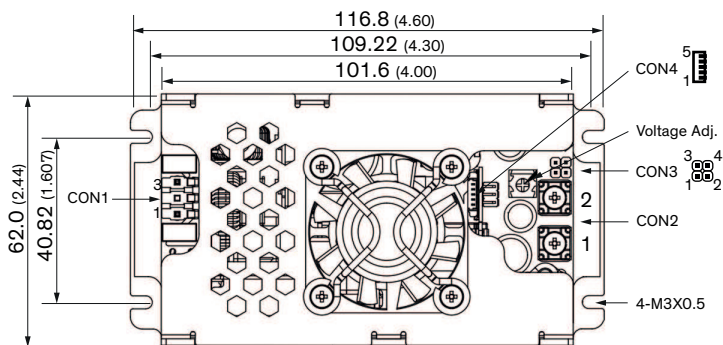
Supporting Documents

Overview Link (for additional Documents)

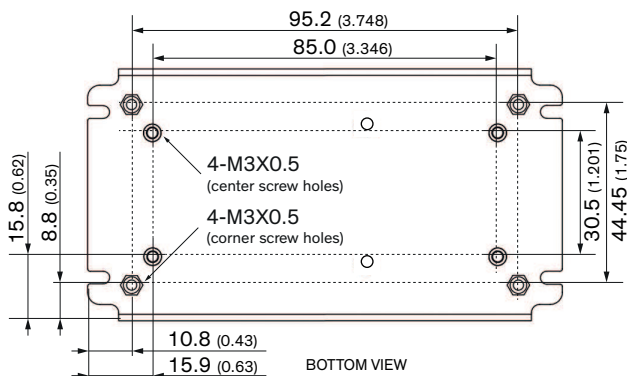
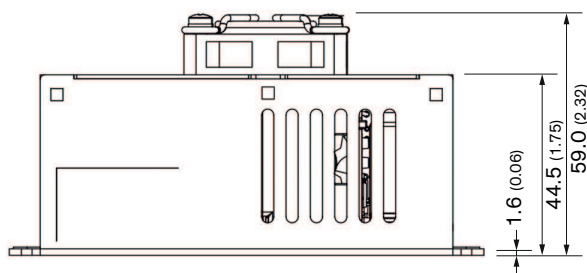
www.tracopower.com/overview/tpi300-m

All specifications valid at nominal voltage, resistive full load and +25°C after warm-up time, unless otherwise stated.

Outline Dimensions



TOP VIEW



BOTTOM VIEW

All dimensions in mm (inch)

Tolerance: X.X \pm 0.5 (\pm X.XX 0.02)

X.XX \pm 0.25 (\pm 0.01)

Max. screw penetration depth: 3.3 (0.130)

Setup screw locked torque: max. 2.5 kgfcm / 0.25 Nm

CON2 screw locked torque: max. 16.8 kgfcm / 1.65 Nm
wires 24 - 14 AWG

Input	
CON1	
Pin	Function
1	AC (L) / DC (+)
3	AC (N) / DC (-)

Output	
CON2	
Pin	Function
1	+ Vout
2	- Vout

Auxiliary	
CON3	
Pin	Function
1	+ Fan
2	- Fan
3	+ Sense
4	- Sense

Auxiliary	
CON4	
Pin	Function
1	+ Standby
2	- Standby
3	PG
4	- Remote
5	+ Remote

CON1: Molex Housing 09-50-8031
Molex Crimp Terminals 08500106 (2478),
08520112 (6838),
45570

CON2: KST Ring Terminal RVS2-3.7

CON3: Molex Housing 90143-0004
Molex Crimp Terminals 90119

CON4: Molex Housing 51021-0500
Molex Crimp Terminals 50058, 50078