


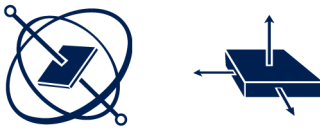
## LSM6DSRX adapter board for a standard DIL24 socket



### Features

- Complete LSM6DSRX pinout for a standard DIL 24 socket
- Fully compatible with STEVAL-MKI109V3 motherboard
- Changing the resistor settings is also compatible with the STEVAL-MKI109V2 motherboard
- RoHS compliant
- WEEE compliant

### Description



The [STEVAL-MKI195V1](#) is an adapter board designed to facilitate the evaluation of MEMS devices in the LSM6DSRX product family. The board offers an effective solution for fast system prototyping and device evaluation directly within the user's own application.

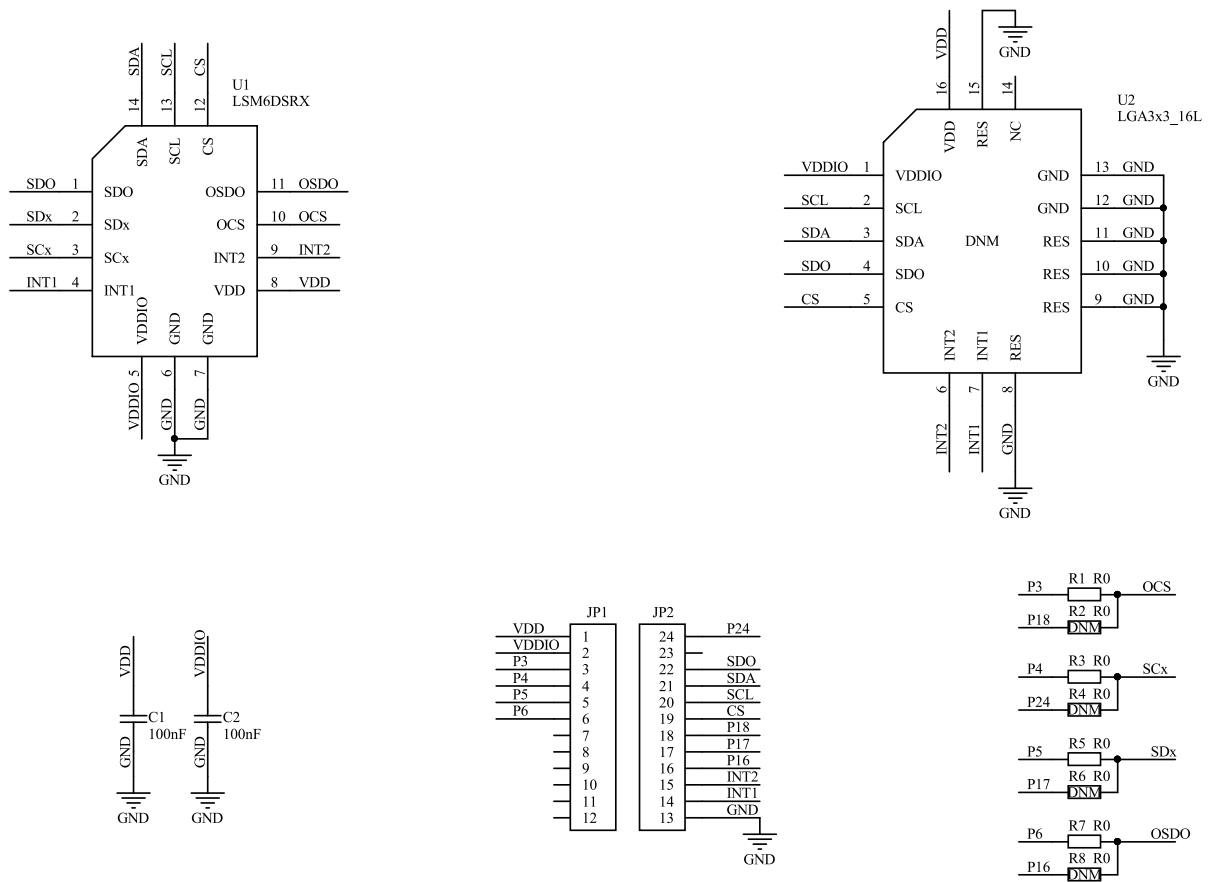
The STEVAL-MKI195V1 can be plugged into a standard DIL 24 socket. The adapter provides the complete [LSM6DSRX](#) pin-out and comes ready-to-use with the required decoupling capacitors on the  $V_{DD}$  power supply line.

This adapter is supported by the [STEVAL-MKI109V3](#) motherboard with high performance 32-bit microcontroller functioning as a bridge between the sensor and a PC, on which it is possible to use the downloadable graphical user interface (Unico GUI), or dedicated software routines for customized applications.

Product summary	
LSM6DSRX adapter board for a standard DIL24 socket	<a href="#">STEVAL-MKI195V1</a>
LSM6DSRX - iNEMO inertial module: 3D accelerometer and 3D gyroscope	<a href="#">LSM6DSRX</a>
ST MEMS adapter motherboard based on STM32F401VE compatible ST MEMS adapters	<a href="#">STEVAL-MKI109V3</a>

# 1 Schematic diagrams

Figure 1. STEVAL-MKI195V1 board schematic



## Revision history

**Table 1. Document revision history**

Date	Version	Changes
23-Sep-2019	1	Initial release.

**IMPORTANT NOTICE – PLEASE READ CAREFULLY**

STMicroelectronics NV and its subsidiaries (“ST”) reserve the right to make changes, corrections, enhancements, modifications, and improvements to ST products and/or to this document at any time without notice. Purchasers should obtain the latest relevant information on ST products before placing orders. ST products are sold pursuant to ST’s terms and conditions of sale in place at the time of order acknowledgement.

Purchasers are solely responsible for the choice, selection, and use of ST products and ST assumes no liability for application assistance or the design of Purchasers’ products.

No license, express or implied, to any intellectual property right is granted by ST herein.

Resale of ST products with provisions different from the information set forth herein shall void any warranty granted by ST for such product.

ST and the ST logo are trademarks of ST. For additional information about ST trademarks, please refer to [www.st.com/trademarks](http://www.st.com/trademarks). All other product or service names are the property of their respective owners.

Information in this document supersedes and replaces information previously supplied in any prior versions of this document.

© 2019 STMicroelectronics – All rights reserved