



SFS01 (Silicon Flow Sensor)

Thermal mass flow sensor

Optimal for fast measuring of gas flow and direction

Characteristics & Applications

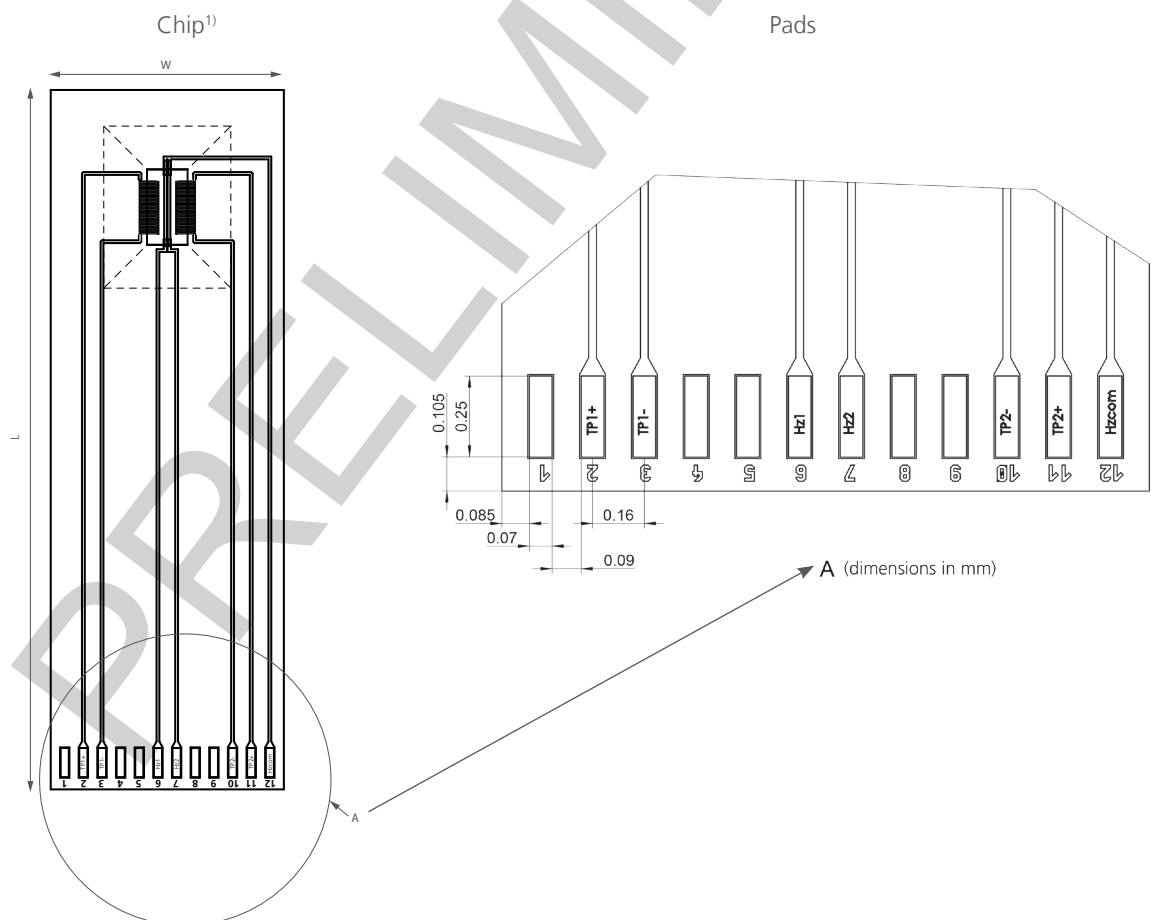
Characteristics:

- Measurement from 0.0 to 3.5 m/s (Gas)
- Detection of flow direction
- Very fast response time
- Very low power requirement
- Easy system integration

Applications:

- Automation technology
- Process and regulation technology
- Medicinal and biological technology
- Air conditioning
- Battery-operated applications in portable devices

Illustration



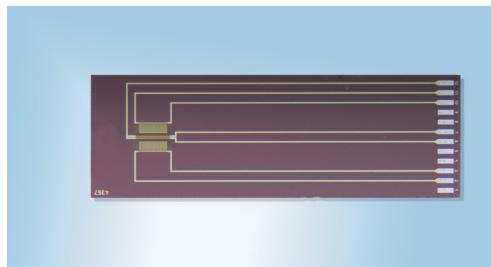
1) For exact size see measurements



Technical Sensor Data

Measurements (L x B x H in mm):	6.00 (±0.05) x 2.00 (± 0.02) x 0.525 (±0.01)
Temperature range:	0 °C to +80 °C
Storage temperature:	-20 °C to +80 °C
Compressive load:	up to 1 bar (one-sided on membrane for a duration of 10 years)

Product Photo



Front side of sensor



Back side of sensor

Electrical Sensor Data

Connection:	Bond pads (recommended bonding process: wedge-wedge with aluminum wires)
Heater resistance:	1'000 Ω ± 20 %
Thermopile resistance:	< 40 kΩ
Thermopile sensitivity:	> 5 mV/mW
Thermopile synchronization sensitivity:	< 9 %
Thermopile voltage:	typically 5.5 mV/K
Heater output:	typically 3-10 mW (air), maximum tolerance: 20 mW

Flow Performance

The following values are viewed as typical and achieved in laboratory conditions. The gas used was nitrogen.

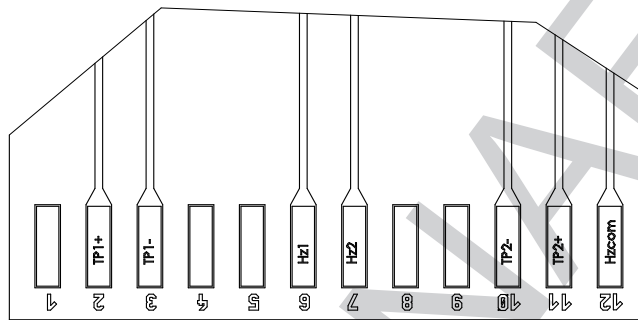
Medium:	non-aggressive gases (5-95 % rel. humidity, non-condensating)
Measurement range:	0.0 to 3.5 m/s
Sensitivity:	0.002 m/s*
Response time t_{63} :	5 ms
Accuracy:	0.2 % F.S. **
Temperature sensitivity (uncomp.):	< 0.18 %/K F.S. *



Sensitivity to positioning:	< 0.1 % F.S.
Humidity sensitivity:	< 4.0 % F.S.

* dependent on electronics
** dependent on calibration

Bondpad-configuration



1	2	3	4	5	6
n.c.	TP1+ Thermopile 1 (hot end)	TP1- Thermopile 1 (cold end)	n.c.	n.c.	Hz1 - left heater (heater series connection supply voltage)
7	8	9	10	11	12
Hz2 - right heater (heater series connection supply voltage)	n.c.	n.c.	TP2- Thermopile 2 (cold end)	TP2+ Thermopile 2 (hot end)	Hzcom heater at parallel circuit/mutual connection

Order Information

Description:	Item number:	Former main reference:
SFS01	105050	350.00312

Additional Electronics

Description:	Item number:	Former main reference:
SFS01 EvaKit	105059	350.00330



Innovative Sensor Technology IST AG, Stegrütistrasse 14, 9642 Ebnat-Kappel, Switzerland
Phone: +41 71 992 01 00 | Fax: +41 71 992 01 99 | Email: info@ist-ag.com | www.ist-ag.com

All mechanical dimensions are valid at 25 °C ambient temperature, if not differently indicated • All data except the mechanical dimensions only have information purposes and are not to be understood as assured characteristics • Technical changes without previous announcement as well as mistakes reserved • The information on this data sheet was examined carefully and will be accepted as correct; No liability in case of mistakes • Load with extreme values during a longer period can affect the reliability • The material contained herein may not be reproduced, adapted, merged, translated, stored, or used without the prior written consent of the copyright owner • Typing errors and mistakes reserved • Product specifications are subject to change without notice • All rights reserved



Additional Documents

Application Note:	Document name: AFSFS01_E
-------------------	-----------------------------

PRELIMINARY



Innovative Sensor Technology IST AG, Stegrütistrasse 14, 9642 Ebnet-Kappel, Switzerland
Phone: +41 71 992 01 00 | Fax: +41 71 992 01 99 | Email: info@ist-ag.com | www.ist-ag.com

All mechanical dimensions are valid at 25 °C ambient temperature, if not differently indicated • All data except the mechanical dimensions only have information purposes and are not to be understood as assured characteristics • Technical changes without previous announcement as well as mistakes reserved • The information on this data sheet was examined carefully and will be accepted as correct; No liability in case of mistakes • Load with extreme values during a longer period can affect the reliability • The material contained herein may not be reproduced, adapted, merged, translated, stored, or used without the prior written consent of the copyright owner • Typing errors and mistakes reserved • Product specifications are subject to change without notice • All rights reserved