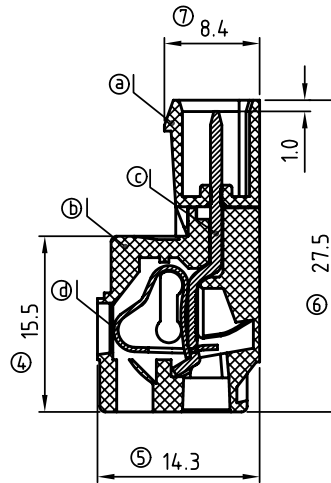
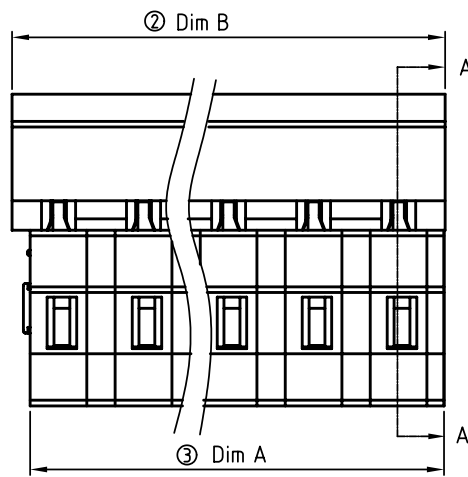
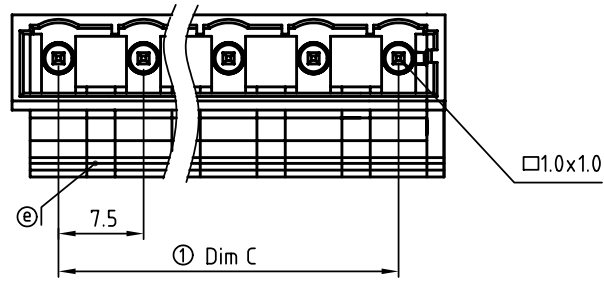


SIGN	DATE	DESCRIPTION	APPROVER
THIS IS CAD DRAWING, DO NOT REVISE MANUALLY!!!			



SECTION A-A

Material:

- Item a :Terminal body Thermoplastic (UL94 V-0)
- Item b :Terminal body Thermoplastic (UL94 V-0)
- Item c :Male contact pin: Brass Tin plated
- Item d :Spring clamp: Stainless steel
- Item e :Pad board: Thermoplastic (UL94V-0)

Electrical cULus

- Voltage rating: 300V
- Current rating: 8A
- Wire range:
- Solid wire(AWG): 12-28
- Stranded wire(AWG): 12-28
- Wire strip length: 8-9mm
- Withstanding Voltage: 1.6KV
- Operating temperature: -40°C to +115°C
- Safety Approval:

NB xx A 0 x 0 xxxx G

- 02 2 poles
- 03 3 poles
-
- 16 16 poles

- 0 Black
- 5 Green
- 6 Blue
- 8 Grey

(RAL 7035/D)

any special item by customer request, please contact sales department.

N = Number of poles

Dim A=Nx7.5-1.0

Dim B=Nx7.5+0.7

Dim C=(N-1)x7.5

	Dim A	Dim B	Dim C
2-6p	±0.20	±0.20	±0.10
7-12p	±0.30	±0.30	±0.20
13-16p	±0.40	±0.40	±0.30

ANYTEK

CUSTOMER COPY

ALL RIGHTS RESERVED. REPRODUCTION OR ISSUE TO THIRD PARTIES IN ANY FORM WHATSOEVER IS NOT PERMITTED WITHOUT WRITTEN AUTHORITY FROM THE PROPRIETOR. PROPERTY OF ANYTEK TECHNOLOGY CO., LTD

TITLE		NB 7.5mm series W/O Flange			
PART NO.		NBxxA0x0xxxxG		DWG NO.	8NB0301
APPROVED	CHECKED	DESIGNED	DRAWN	CUST NO.	
		Runner	Runner		
		2010.06.10	2010.06.10		
					Tolerance
					X. ±0.50
				UNIT: mm	X.X ±0.30
				SCALE: 2/1	X.XX ±0.10
				SHEET: 01/01	X° ±1°
				REV.: A	