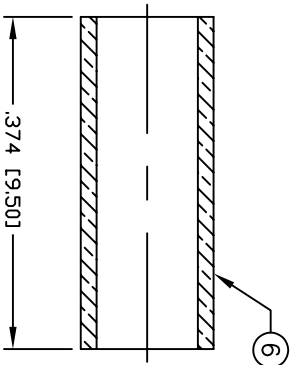
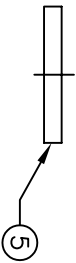
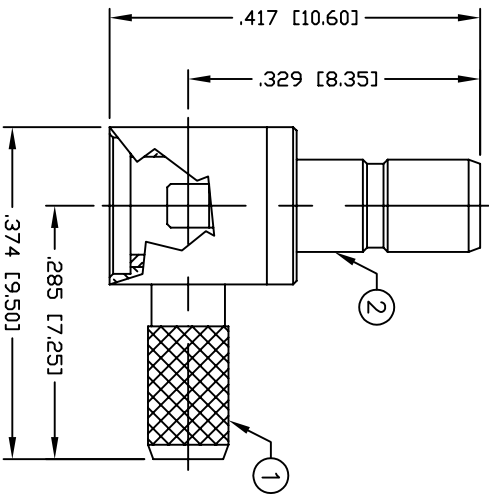


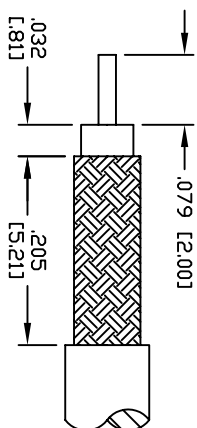
PART NO.

**RSB-750-1B**

REV	DESCRIPTION	DMN	DATE	APPROVED
-	ENGINEERING RELEASE	CZS	04/18/02	JDMc



RECOMMENDED CRIMP DIE: .130"



RECOMMENDED STRIPPING DIMENSIONS

**SPECIFICATIONS:**

IMPEDANCE: 50 Ohms  
 FREQUENCY RANGE: 0-12.4 GHz  
 WORKING VOLTAGE: 250 V rms Max. @ Sea Level  
 CONTACT RESISTANCE:  $\leq 5$  m Ohm  
 INSULATION RESISTANCE: 1k M Ohms min.  
 TEMPERATURE RANGE: -55°C TO 155°C  
 FOR RG-174, 188, 188A, 316/U, ALPHA 9174, 9316,  
 BELDEN 8216, 83269, 83284, 84316 & TIMES LMR-100A CABLE

NOTE: ATTACH CABLE TO CONNECTOR BY  
 SOLDERING THE CABLE INNER CONDUCTOR  
 TO THE PIN SLOT INSIDE THE CONNECTOR

#	DESCRIPTION	QTY	MATERIAL	FINISH
6	FERRULE	1	COPPER	GOLD, 3µ"
5	COVER	1	BRASS	GOLD, 3µ"
4	PIN	1	BRASS	GOLD, 30µ"
3	INSULATOR	1	PTFE	---
2	PRESS BODY	1	BRASS	GOLD, 3µ"
1	BODY	1	BRASS	GOLD, 3µ"

CUSTOMER  
 OUTLINE DRAWING  
 ALL DIMENSIONS  
 ARE REFERENCE ONLY  
 UNLESS OTHERWISE SPECIFIED:  
 DIMENSIONS ARE IN INCHES  
 AND [MILLIMETERS]

DRAWN	C. ZUNIGA	05/02/08
CHECKED		
ORJ DRAWN	C. ZUNIGA	05/02/08

**ROHS COMPLIANT**  
 PROPRIETARY AND CONFIDENTIAL  
 THIS DRAWING CONTAINS  
 INFORMATION PROPRIETARY TO  
 RF INDUSTRIES, ANY  
 UNAUTHORIZED USE OF THIS  
 DRAWING IS EXPRESSLY  
 PROHIBITED WITHOUT WRITTEN  
 PERMISSION FROM RF  
 INDUSTRIES. ANY VIOLATION IS  
 PUNISHABLE UNDER U.S.  
 COPYRIGHT LAWS.

**RF Connectors**  
 DIVISION OF RF INDUSTRIES, LTD. (858) 549-6345 FAX  
 7610 MIRAMAR RD.  
 SAN DIEGO, CA 92126  
 (858) 549-6340

**SSMB JACK, CRIMP**  
 RIGHT ANGLE

SIZE	CABLE GROUP	DWG NO.	REV
A	B	<b>RSB-750-1B</b>	---

SCALE: NTS  
 ENGINEERING ID: 008974  
 SHEET 1 OF 1