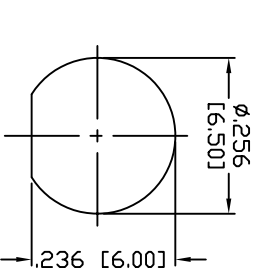
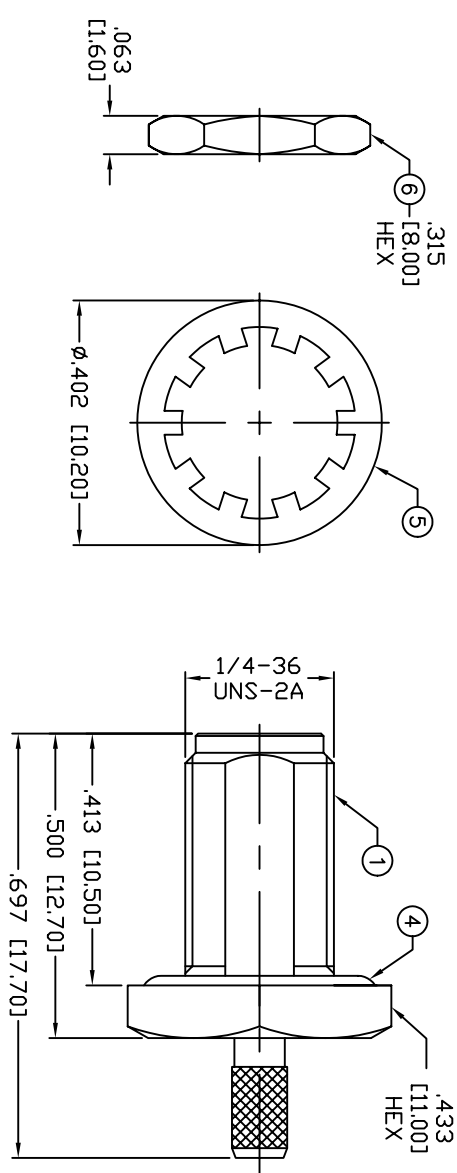
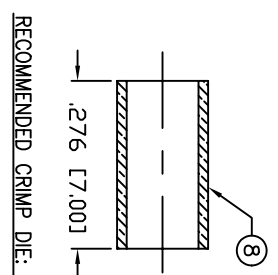
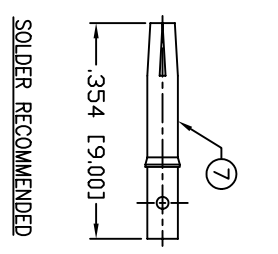


THIS DRAWING CONTAINS INFORMATION PROPRIETARY TO RF INDUSTRIES.
 ANY UNAUTHORIZED USE OF THIS DRAWING IS EXPRESSLY PROHIBITED
 WITHOUT WRITTEN PERMISSION FROM RF INDUSTRIES.
 ANY VIOLATION IS PUNISHABLE UNDER U.S. COPYRIGHT LAWS.

ALL DIMENSIONS ARE REFERENCE ONLY

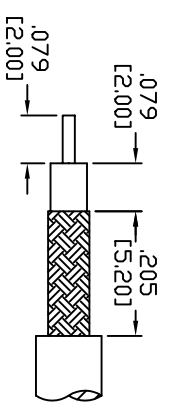


RECOMMENDED MOUNTING HOLE



SOLDER RECOMMENDED

RECOMMENDED CRIMP DIE: .130"



RECOMMENDED STRIPPING DIMENSIONS


SPECIFICATIONS:

IMPEDANCE: 50 Ohms
 FREQUENCY RANGE: 0-12.4 GHz
 INSERTION LOSS(DB): $0.06 \times \sqrt{f(\text{GHz})}$
 VSWR: 1.3 MAX.
 WORKING VOLTAGE: 375 V rms Max. @ Sea Level (RG-316)
 INSULATION RESISTANCE: 5k M Ohms min.
 TEMPERATURE RANGE: -65°C TO 85°C
 FOR RG-174, 188, 188A, 316/U, ALPHA 9174, 9316,
 BELDEN 8216, 83269, 83284, 84316 & TIMES LMR-100A CABLE

UNLESS OTHERWISE SPECIFIED:

#	DESCRIPTION	QTY	MATERIAL	FINISH	APPROVALS	DATE
1	BODY	1	BRASS	NICKEL, 100μ"		
2	INSULATOR	1	PTFE	---	008974	
3	RING	1	BRASS	NICKEL, 100μ"		
4	GASKET	1	SILICONE	---		
5	LOCK WASHER	1	BRASS	NICKEL, 100μ"		
6	HEX NUT	1	BRASS	NICKEL, 100μ"		
7	CONTACT	1	Be. Cu.	GOLD, 50μ"		
8	FERRULE	1	COPPER	NICKEL, 100μ"		
9						
10						
11						
12						
13						
14						

DIMENSIONS ARE IN INCHES AND [MILLIMETERS]
 UNLESS OTHERWISE NOTED TOLERANCES ARE:
 DECIMALS DIAMETER



RF Connectors
 DIVISION OF RF INDUSTRIES, LTD.

7610 MIRAMAR RD
 SAN DIEGO, CA 92126
 (858) 549-6340
 (858) 549-6345 FAX

SMA JACK, CRIMP

BULKHEAD

SIZE	CABLE GROUP	DWG NO.	REV
A	B	RSA-3252-B-03	D

SCALE: NTS CAD FILE: OUTLINE SHEET 1 OF 1

REV	DESCRIPTION	DWN	DATE	APPROVED
A	ENGINEERING RELEASE	KM	3/5/97	R. RICE
B	REGENERATE DWG. & UPDATE SPECS	GGG	5/13/02	JDMc
C	CHANGE HEX SIZE TO 11mm	CZS	2/04/03	JDMc
D	UPDATE CONNECTOR'S DESIGN & DIMENSIONS	CZS	2/26/99	JDMc

PART NO.		RSA-3252-B-03		
----------	--	---------------	--	--