

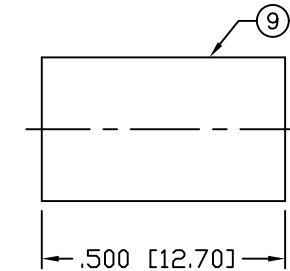
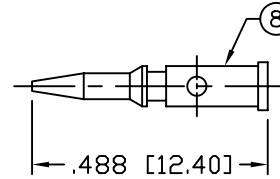
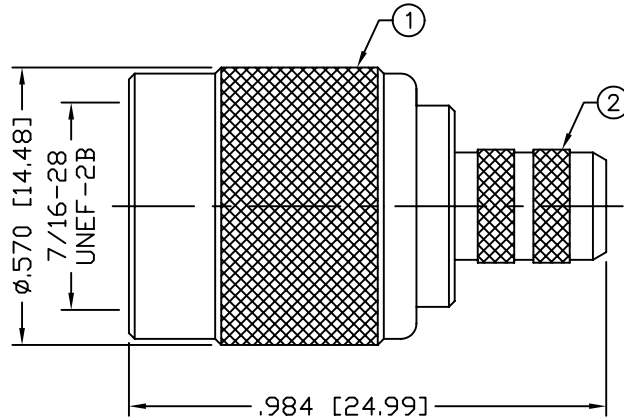
THIS DRAWING CONTAINS INFORMATION PROPRIETARY TO RF INDUSTRIES.
 ANY UNAUTHORIZED USE OF THIS DRAWING IS EXPRESSLY PROHIBITED
 WITHOUT WRITTEN PERMISSION FROM RF INDUSTRIES.
 ANY VIOLATION IS PUNISHABLE UNDER U.S. COPYRIGHT LAWS.

ALL DIMENSIONS ARE REFERENCE ONLY

PART NO.

RFT-1203-1X

REV	DESCRIPTION	DWN	DATE	APPROVED
A	ENGINEERING RELEASE	CZS	11/11/97	R. RICE
B	REMOVE P/N \ CHG CRIMP DIE	CZS	6/8/99	R. RICE
C	UPDATED DWG FORMAT	CZS	5/28/99	JDMc

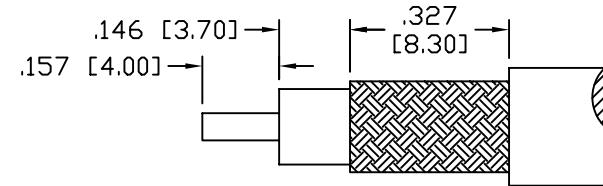


RECOMMENDED CRIMP DIE: .068

RECOMMENDED CRIMP DIE: .255

SPECIFICATIONS:

IMPEDANCE: 50 Ohms
 FREQUENCY RANGE: 0-7 GHz
 WORKING VOLTAGE: 500 V rms @ sea level
 INSULATION RESISTANCE: 5k M ohms min.
 TEMPERATURE RANGE: -65°C TO +165°C
 FOR RG-8/X, BELDEN 9258, MAXRAD M8X-100 &
 M8X-1000, MICRO 8/U, REMEE 1600, SAXTON 8315 &
 TIMES LMR-240 & LMR-240 ULTRAFLEX CABLE



RECOMMENDED STRIPPING DIMENSIONS

1	SHELL	1	BRASS	NICKEL, 100μ ²	008974	
2	BODY	1	BRASS	NICKEL, 100μ ²		
3	INSULATOR	1	DELTRIN	----		
4	GASKET	1	RUBBER	----		
5	RETAINING RING	1	BRASS	NICKEL, 100μ ²		
6	RING	1	DELTRIN	----		
7	WASHER	1	BRASS	NICKEL, 100μ ²		
8	PIN	1	BRASS	GOLD, 3μ ²		
9	FERRULE	1	BRASS	NICKEL, 100μ ²		
10					DRAWN	
11					C. ZUNIGA	4/12/06
12					CHECKED	
13					ORJ DRAWN	
14					C. ZUNIGA	11/11/97
#	DESCRIPTION	QTY	MATERIAL	FINISH	APPROVALS	DATE

UNLESS OTHERWISE SPECIFIED:

DIMENSIONS ARE IN INCHES AND [MILLIMETERS]
 UNLESS OTHERWISE NOTED TOLERANCES ARE:

DECIMALS	DIAMETER
----------	----------

RF connectors
 DIVISION OF RF INDUSTRIES, LTD.

7610 MIRAMAR RD
 SAN DIEGO, CA 92126
 (858) 549-6340
 (858) 549-6345 FAX

TNC PLUG, CRIMP

SIZE	CABLE GROUP	DWG NO.	REV
A	X	RFT-1203-1X	C

SCALE: NTS CAD FILE OUTLINE SHEET 1 OF 1