

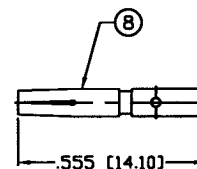
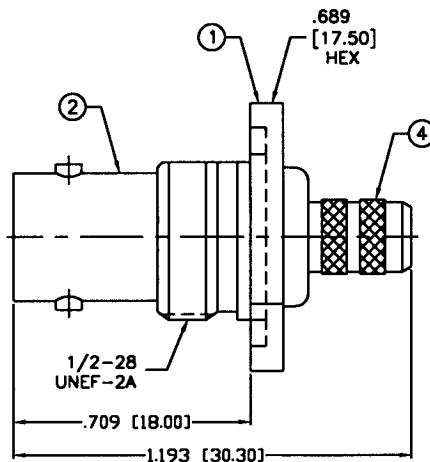
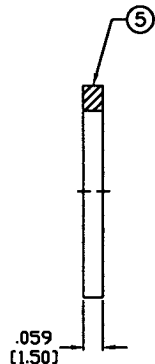
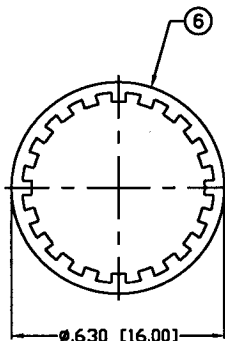
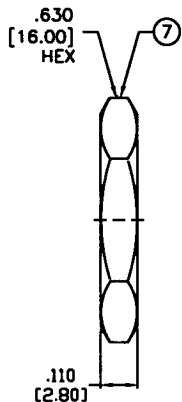
THIS DRAWING CONTAINS INFORMATION PROPRIETARY TO RF INDUSTRIES.
 ANY UNAUTHORIZED USE OF THIS DRAWING IS EXPRESSLY PROHIBITED
 WITHOUT WRITTEN PERMISSION FROM RF INDUSTRIES.
 ANY VIOLATION IS PUNISHABLE UNDER U.S. COPYRIGHT LAWS.

ALL DIMENSIONS ARE REFERENCE ONLY

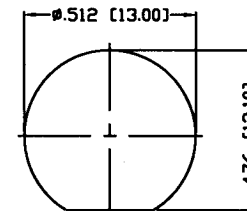
PART NO.

RFB-1717

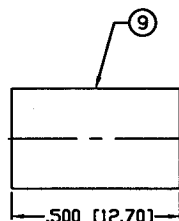
REV	DESCRIPTION	DWN	DATE	APPROVED
A	ENGINEERING RELEASE	CZS	5/18/99	R. RICE
B	CHANGE OVER ALL DIMS, STRIPPING, FORMAT & DWG # 9081	GGG	5/6/02	JDMc



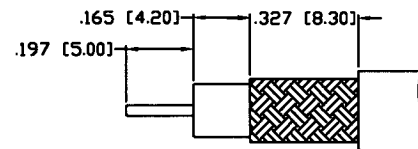
RECOMMENDED
CRIMP DIE: .068"



RECOMMENDED
MOUNTING HOLE



RECOMMENDED
CRIMP DIE: .255"



RECOMMENDED
STRIPPING DIMENSIONS

SPECIFICATIONS:

IMPEDANCE: 75 Ohms
 FREQUENCY RANGE: 0-1 GHz
 WORKING VOLTAGE: 500 V rms @ sea level
 TEMPERATURE RANGE: -65°C TO 85°C
 INSULATION RESISTANCE: 5k M Ohms min.
 FOR RG-59, 59A, 59B, 62, 62A, 62C 71, 140 & 210/U,
 BELDEN 8221, 8241, 8241A, 8254, 8255, 8263, 9169,
 9204, 9228, 9244, 9269 & 9862 CABLE

1 BODY	1 BRASS	NICKEL, 100μ"
2 BNC BODY	1 BRASS	NICKEL, 100μ"
3 INSULATOR	1 DELRIN	---
4 FERRULE STUD	1 BRASS	NICKEL, 100μ"
5 GASKET	1 RUBBER	---
6 LOCK WASHER	1 BRASS	NICKEL, 100μ"
7 HEX NUT	1 BRASS	NICKEL, 100μ"
8 PIN	1 PHOS BRONZE	GOLD, 3μ"
9 FERRULE	1 BRASS	NICKEL, 100μ"

008974

UNLESS OTHERWISE SPECIFIED:

1. REMOVE ALL BURRS
2. BREAK ALL CORNERS & EDGES .005 R. MAX.
3. CHAMFER 1ST & LAST THREADS 45°
4. SURFACE ROUGHNESS 63 FINISH MIL-STD-10
5. DIAMETERS ON COMMON CENTERS TO BE CONCENTRIC WITHIN .002 T.I.R.
6. ALL DIMENSIONS ARE AFTER PLATING.

DIMENSIONS ARE IN INCHES
AND [MILLIMETERS]

UNLESS OTHERWISE NOTED
TOLERANCES ARE:

DECIMALS	DIAMETER
.xxx±.003 [.08]	.xxx±.001 [.03]
.xx±.005 [.13]	.xx±.003 [.08]

DRAWN	G. GALLEGOS	5/6/02
CHECKED	<i>[Signature]</i>	5-6-02
ORJ DRAWN	C. ZUNIGA	5/18/99
#	DESCRIPTION	QTY
	MATRL	FINISH
	APPROVALS	DATE

RF connectors
DIVISION OF RF INDUSTRIES, LTD.

7610 MIRAMAR RD
 SAN DIEGO, CA 92126
 (858) 549-6340
 (858) 549-6345 FAX

BNC JACK, CRIMP

BULKHEAD

SIZE	CABLE GROUP	DWG NO.	REV
A	D	RFB-1717	B
SCALE: NTS		CAD FILE OUTLINE	SHEET 1 OF 1