

# REED

**Model R8000**

Distance  
Measuring  
Wheel



**Instruction  
Manual**

**REED Instruments**

1-877-849-2127 | [info@reedinstruments.com](mailto:info@reedinstruments.com) | [www.reedinstruments.com](http://www.reedinstruments.com)

# Table of Contents

Features.....	3
Applications.....	3
Specifications.....	4
Instrument Description .....	5
Display Operation.....	6
Operating Instructions.....	6-7
<i>Unit of Measure Toggle</i> .....	6
<i>Storing Measurements</i> .....	6
<i>Reviewing Stored Measurements</i> .....	7
<i>Clearing Internal Memory and Current Measurement</i> .....	7

## Features

- Measures in feet or meters
- Accuracy of  $\pm 0.5\%$
- Backlit LCD Display
- Ergonomically designed pistol grip for enhanced comfort
- Adds forward, subtracts in reverse
- Telescoping handle
- Internal memory stores up to 5 measurements
- Spring-loaded kick stand
- Includes soft carrying case and batteries

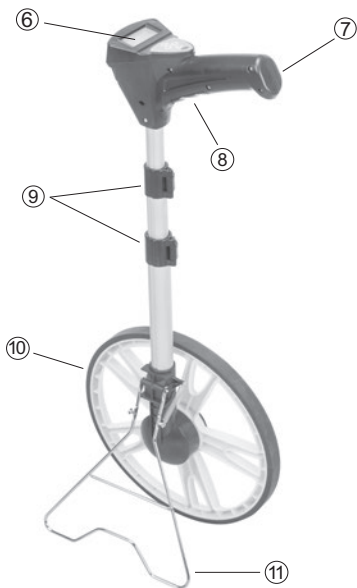
## Applications

- Road distance measuring
- Construction sites

## Specifications

Measuring Distance:	Up to 99,999.9 (m/ft)
Units of Measure:	Meters, Feet
Accuracy:	±0.5%
Resolution:	0.1
Wheel Diameter:	12.5" (318mm)
Display:	LCD
Backlit Display:	Yes
Internal Memory:	Yes (up to 5 data points)
Low Battery Indicator:	Yes
Power Supply:	3 x AAA batteries
Product Certifications:	CE
Operating Temperature:	14 to 113°F (-10 to 45°C)
Storage Temperature:	-4 to 122°F (-20 to 50°C)
Dimensions:	28.3 x 12 x 2.8" (720 x 318 x 70mm)
Weight:	40.92oz (2.6lbs)

# Instrument Description



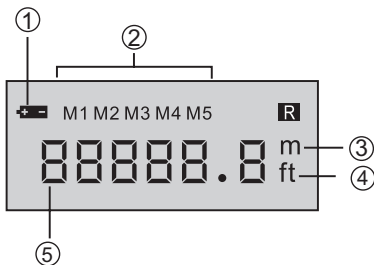
1. Unit of Measure Toggle
2. Recall Memory
3. Clear Memory
4. On/Off
5. Store Measurement

6. LED Display
7. Handle
8. Battery Cover
9. Telescope Locks
10. Measuring Wheel
11. Stand

**REED Instruments**

1-877-849-2127 | [info@reedinstruments.com](mailto:info@reedinstruments.com) | [www.reedinstruments.com](http://www.reedinstruments.com)

# Display Description



1. Low Battery Indicator
2. Stored Memory Indicator
3. Meters
4. Feet
5. Measured Value


## Operating Instructions

### *Unit of Measure Toggle*

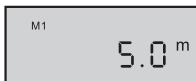
- Press the **M/FT** button to switch between meters and feet.

### *Storing Measurements*

- The R8000 can store up to 5 measurements in memory. Once a measurement has been taken, press the **SM** button to store the measurement.



memory empty



1 measurement stored



5 measurements stored  
(memory full)

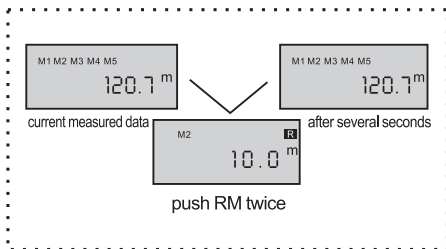
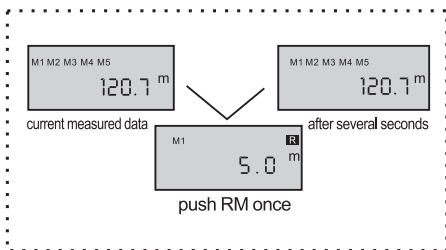
*continued ...*

**REED Instruments**

1-877-849-2127 | info@reedinstruments.com | www.reedinstruments.com

## Reviewing Stored Measurements

- To recall stored memory, press the **RM** button. For example, if you stored 5m in M1 and 1M in M2 while the current measured data is 120.7m, after you press **RM** once, it will display the data of M1. After several seconds, it will display the current measured data again. If you press the **RM** button twice, the data of M2 will appear. Continue pressing **RM** to toggle through stored measurements.



## Clearing Internal Memory and Current Measurement

- Press the **ON/OFF** to power off the instrument. When turned back on, internal memory will be erased.
- Press the **CLR** button to clear the current measured data.

For service or information on this or any other REED product, contact REED Instruments at [info@reedinstruments.com](mailto:info@reedinstruments.com).

**REED Instruments**

1-877-849-2127 | [info@reedinstruments.com](mailto:info@reedinstruments.com) | [www.reedinstruments.com](http://www.reedinstruments.com)

## Notes

---

---

---

---

---

---

---

---

---

---

---

---

---

---

---

---

---

---