

HDP26-24-21SE-L024 ✓ ACTIVE

DEUTSCH | DEUTSCH HD, DEUTSCH HDP

TE Internal #: YHDP26-24-21SEL024

Housing for Female Terminals, Wire-to-Wire, 21 Position, Sealable, Black, Wire & Cable, Power & Signal, Cable Mount (Free-Hanging), Hybrid

[View on TE.com >](#)



Connectors > Automotive Connectors > Automotive Housings > DEUTSCH HDP20 Housings



Connector System: **Wire-to-Wire**

Number of Positions: **21**

Connector & Housing Type: **Housing for Female Terminals**

Sealable: **Yes**

Mating Pin Diameter: **1.59 mm, 2.39 mm [.063 in, .094 in]**

[All DEUTSCH HDP20 Housings \(324\)](#)

Features

Product Type Features

Mixed & Hybrid Connector	Yes
Connector Shape	Circular
Connector System	Wire-to-Wire
Connector & Housing Type	Housing for Female Terminals
Sealable	Yes
Connector & Contact Terminates To	Wire & Cable
Primary Locking Feature	Contact Retainer

Configuration Features

Blank Cavity Position	0
Connector Modification	Wide Threaded Adapter
Connector Seal Code	E Seal
Number of Positions	21



Electrical Characteristics

Operating Voltage	250 VAC
Nominal Voltage Architecture	12 V, 24 V, 48 V

Body Features

Cable Exit Angle	180°
Primary Product Color	Black

Contact Features

Contact Size	Size 12, Size 16
Contact Type	Socket
Mating Pin Diameter	1.59 mm, 2.39 mm [.063 in][.094 in]
Contact Current Rating (Max)	13 A, 25 A

Mechanical Attachment

Terminal Position Assurance	No
Strain Relief	Add By Accessory
Mating Alignment Type	Guide Post
Mating Alignment	With
Connector Mounting Type	Cable Mount (Free-Hanging)

Housing Features

Housing Material	PA GF
------------------	-------

Dimensions

Connector Height	49.53 mm [1.95 in]
Product Width	49.53 mm [1.95 in]
Product Length	38.3 mm [1.508 in]
Compatible Insulation Diameter Range	1.35 – 3.05 mm, 2.46 – 4.01 mm [.053 – .12 in] [.097 – .158 in]

Usage Conditions

Operating Temperature (Max)	125 °C [257 °F]
Operating Temperature Range	-55 – 125 °C [-67 – 257 °F]

Operation/Application

Circuit Application	Power & Signal
---------------------	----------------

Industry Standards

Degree of Protection	IP67
----------------------	------



UL Flammability Rating

20mm Flame Test per Standard UL-94

Packaging Features

Packaging Quantity

1

Packaging Method

Box

Other

Serviceable

Yes

Connector Position Assurance Capable

No

Product Compliance

For compliance documentation, visit the product page on [TE.com](#)>

EU RoHS Directive 2011/65/EU

Compliant

EU ELV Directive 2000/53/EC

Compliant

China RoHS 2 Directive MIIT Order No 32, 2016

No Restricted Materials Above Threshold

EU REACH Regulation (EC) No. 1907/2006

Current ECHA Candidate List: JUNE 2023 (235)
 Candidate List Declared Against: JUNE 2023 (235)
 Does not contain REACH SVHC

Halogen Content

Not Low Halogen - contains Br or Cl > 900 ppm.

Solder Process Capability

Not reviewed for solder process capability

Product Compliance Disclaimer

This information is provided based on reasonable inquiry of our suppliers and represents our current actual knowledge based on the information they provided. This information is subject to change. The part numbers that TE has identified as EU RoHS compliant have a maximum concentration of 0.1% by weight in homogenous materials for lead, hexavalent chromium, mercury, PBB, PBDE, DBP, BBP, DEHP, DIBP, and 0.01% for cadmium, or qualify for an exemption to these limits as defined in the Annexes of Directive 2011/65/EU (RoHS2). Finished electrical and electronic equipment products will be CE marked as required by Directive 2011/65/EU. Components may not be CE marked. Additionally, the part numbers that TE has identified as EU ELV compliant have a maximum concentration of 0.1% by weight in homogenous materials for lead, hexavalent chromium, and mercury, and 0.01% for cadmium, or qualify for an exemption to these limits as defined in the Annexes of Directive 2000/53/EC (ELV). Regarding the REACH Regulation, the information TE provides on SVHC in articles for this part number is based on the latest European Chemicals Agency (ECHA) 'Guidance on requirements for substances in articles' posted at this URL: <https://echa.europa.eu/guidance-documents/guidance-on-reach>


Compatible Parts



TE Part # CAT-D48-SP729
DEUTSCH Sealing Plugs



TE Part # CAT-J67-DSCC16
DEUTSCH Size 16 Crimp Contacts



TE Part # CAT-D48-ST273
DEUTSCH Solid Contacts



TE Part # Y2428-024-24050000
BKSHL, 24SZ, BLK, ST, L024, HDP



TE Part # HD30-24BT-BK
BOOT, 24SZ, ST, BLK



TE Part # 1062-12-0144
SOC, SF, SIZE 12, 12-14, AU/SN



TE Part # 1062-12-0222
SOC, SF, SIZE 12, 10, NI/NI



TE Part # HD30-24BT
BOOT, 24SZ, ST, GRY



TE Part # HD30-24BT-90-BK
BOOT, 24SZ, RA, BLK



TE Part # YHDP24-24-21PEL024
REC, 21P, BLK, E, WTHD, 12/16, P



TE Part # 0411-337-1205
EXT TOOL, SIZE 12, 12-14 AWG, E, ORG



TE Part # WHDS-24-1
STRAIN RELIEF, HD30, 24SZ, ST



TE Part # WHDS-24-2
STRAIN RELIEF, HD30, 24SZ, RA

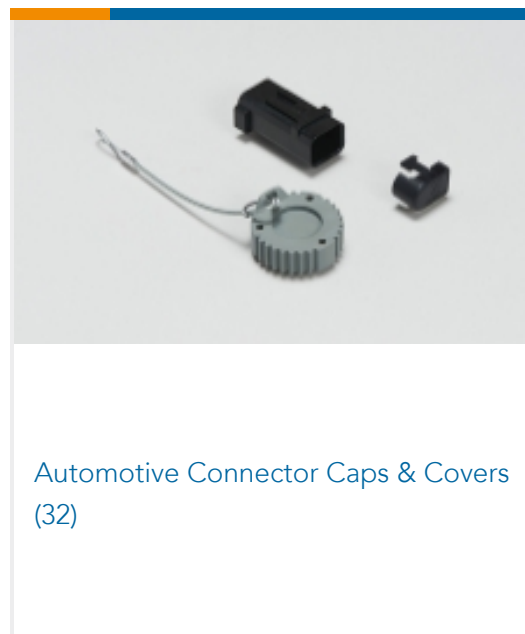


TE Part # 1062-12-0166
SOC, SF, SIZE 12, 12-14, NI/SN

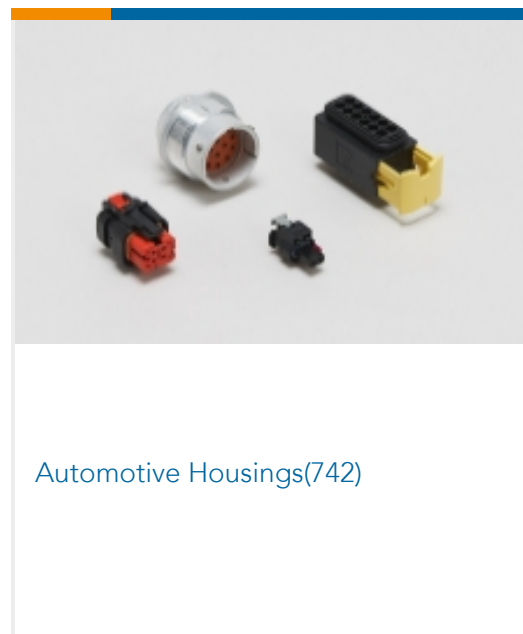


TE Part # 0411-336-1605
EXT TOOL, SIZE 16, 16-20 AWG, E, DRK BLU


Also in the Series | **DEUTSCH HD**




Automotive Connector Caps & Covers
(32)



Automotive Housings(742)



Connector Backshells(29)



Connector Seals & Cavity Plugs(10)




Connector Strain Relief(5)



Insertion & Extraction Tools(11)



Other Automotive Connector Accessories(11)



PCB Headers & Receptacles(1)

Also in the Series | **DEUTSCH HDP**



Automotive Connector Caps & Covers (4)



Automotive Housings(331)



Connector Backshells(8)



Connector Seals & Cavity Plugs(1)



Insertion & Extraction Tools(11)

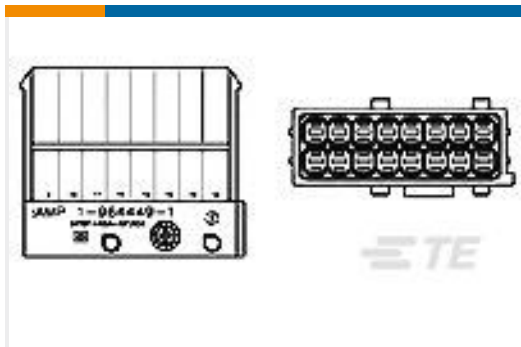


Other Automotive Connector Accessories(5)

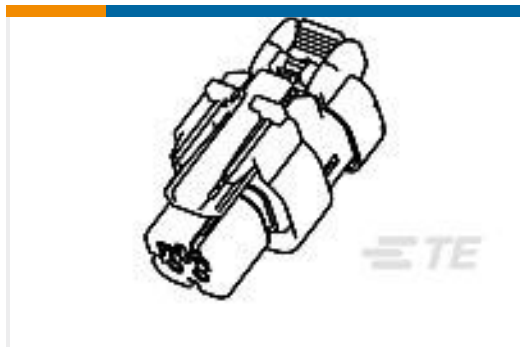
Customers Also Bought



TE Part #2035366-4
AMPSEAL 16 Connectors Backshell



TE Part #1-964449-1
FLACHSTE-GEH2,8 16P



TE Part #776523-2
AS 16, 3P PLUG ASSY, RD, KEY 2



TE Part #YHDP26-24-19SEL024
DEUTSCH HDP20 Housings



TE Part #HD36-24-18SN
PLG, 18P, AL, N, 8/12/16, S



Documents

Product Drawings

[PLG, 21P, BLK, E, WTHD, 12/16, S](#)

English

CAD Files

[3D PDF](#)

3D

Customer View Model

[ENG_CVM_CVM_YHDP26-24-21SEL024_A.2d_dxf.zip](#)

English

Customer View Model

[ENG_CVM_CVM_YHDP26-24-21SEL024_A.3d_igs.zip](#)

English

Customer View Model

[ENG_CVM_CVM_YHDP26-24-21SEL024_A.3d_stp.zip](#)

English

By downloading the CAD file I accept and agree to the [Terms and Conditions](#) of use.

Datasheets & Catalog Pages

[ICT Terminals and Connectors Catalogue](#)

English

[CONNECTOR SELECTOR](#)

English

Product Specifications

[Application Specification](#)

English

Agency Approvals

[UL Report](#)

English