

DTS26F17-06SN [V001] ✓ ACTIVE

DEUTSCH | DEUTSCH 38999, DEUTSCH 38999 Series III

TE Internal #: YDTS26F17-06SNV001

Standard Circular Connectors, Cable-to-Panel, 6 Position, Sealable, Wire & Cable, Power, Panel Mount, Electroless Nickel, DEUTSCH 38999 Series III

[View on TE.com >](#)



Connectors > Circular Connectors > Standard Circular Connectors > Straight Plug: D38999, 17-06 Insert, Electroless Nickel Plating



Connector System: **Cable-to-Panel**

Number of Positions: **6**

Sealable: **Yes**

Connector & Contact Terminates To: **Wire & Cable**

Contact Current Rating (Max): **23 A**

[All Straight Plug: D38999, 17-06 Insert, Electroless Nickel Plating \(47\)](#)

Features

Product Type Features

Product Type	Connector Assembly
Assembly Type	Electrical Connector
Connector System	Cable-to-Panel
Sealable	Yes
Connector & Contact Terminates To	Wire & Cable
Circular Connector Type	Plug
Shell Type	Straight Plug

Configuration Features

Keying & Polarized Position Locations	N
Factory Installed Backshell	No
Keying	Key Polarization N
Number of Positions	6
Number of Power Positions	6
Number of Signal Positions	0
Contacts Preloaded	No

Electrical Characteristics



Operating Voltage	600 VAC
Voltage	1800 Vrms

Body Features

Environmental Protection	Yes
Weight	33.8 g[.0746 lb]
Feedthrough Type	No
Environmental Protection Type	Elastomer Sealed
Entry Style	Rear Insertion
Fluid Type	Coolanol 25, M2-V, MIL-DTL-5624 (JP-4,JP-5), MIL-DTL-83133 (JP-8), MIL-PRF-23699, MIL-PRF-5606, MIL-PRF-7808, SEA-AMS1424 Type I
Shell Plating Material	Electroless Nickel
Shell Base Material	Aluminum 6061-T6
Circular Connector Insulation Material Type	Hard Dielectric/Silicone
Hermetically Sealed	No

Contact Features

Contact Quantity (Size 12)	6
Contact Current Rating (Max)	23 A
Reverse Gender	No
Contact Layout Arrangement	17 – 6
Circular Connector Contact Type	Socket

Mechanical Attachment

Mating Retention Type	Triple Start Threaded
Panel Mount Feature	Without
Connector Mounting Type	Panel Mount
Polarization Code	N
Mating Alignment Type	Keyed
Mating Retention	With

Housing Features

Circular Connector Shell Size	17
Alignment Keyed	Clocking

Dimensions



Compatible Insulation Diameter Range	2.46 – 3.61 mm [.097 – .142 in]
Assembly Length	31 mm [1.22 in]
Wire Size	2.08 – 3.31 mm ²

Usage Conditions

Fluid Resistance	Yes
Operating Temperature Range	-65 – 200 °C [-85 – 392 °F]

Operation/Application

Durability Rating	500 Cycles
Circuit Application	Power
Shielded	Yes

Packaging Features

Packaging Quantity	1
--------------------	---

Other

Position Locations Omitted	All
----------------------------	-----

Product Compliance

[For compliance documentation, visit the product page on TE.com>](#)

EU RoHS Directive 2011/65/EU	Compliant
EU ELV Directive 2000/53/EC	Compliant with Exemptions
China RoHS 2 Directive MIIT Order No 32, 2016	No Restricted Materials Above Threshold
EU REACH Regulation (EC) No. 1907/2006	Current ECHA Candidate List: JUNE 2023 (235) Candidate List Declared Against: JAN 2023 (233) Does not contain REACH SVHC
Halogen Content	Not Yet Reviewed for halogen content
Solder Process Capability	Not reviewed for solder process capability

Product Compliance Disclaimer

This information is provided based on reasonable inquiry of our suppliers and represents our current actual knowledge based on the information they provided. This information is subject to change. The part numbers that TE has identified as EU RoHS compliant have a maximum concentration of 0.1% by weight in homogenous materials for lead, hexavalent chromium, mercury, PBB, PBDE, DBP, BBP, DEHP, DIBP, and 0.01% for cadmium, or qualify for an exemption to these limits as defined in the Annexes of Directive 2011/65/EU (RoHS2). Finished electrical and electronic equipment products will be CE marked as required by Directive 2011/65/EU. Components may not be CE marked. Additionally, the part numbers that TE has identified as EU ELV compliant have a maximum concentration of 0.1% by weight in homogenous materials for lead, hexavalent chromium, and mercury, and 0.01% for cadmium, or qualify for an exemption to these limits as defined in the Annexes of Directive 2000/53/EC (ELV). Regarding the REACH Regulation, the information TE provides

on SVHC in articles for this part number is based on the latest European Chemicals Agency (ECHA) 'Guidance on requirements for substances in articles' posted at this URL: <https://echa.europa.eu/guidance-documents/guidance-on-reach>


Compatible Parts




TE Part # CAT-D38999-DTS1R
D38999: Square Flange, 17-06 insert




TE Part # CAT-D38999-DTS10F
D38999: Jam Nut, 17-06 Insert, Electroless Nickel Plating




TE Part # YDTS23H17-06CNV001
HERM RECP




TE Part # YDTS23H17-06PNV001
HERM RECP




TE Part # YDTS23H17-06XNV001
HERM RECP




TE Part # YDTS20Y17-06PNV001
HERM RECP




TE Part # YDTS20Y17-06XN0000
HERM RECP




TE Part # YDTS23H17-06CN0000
DTS23H17-06CN




TE Part # YDTS23H17-06PN0000
DTS23H17-06PN




TE Part # YDTS23H17-06XN0000
DTS23H17-06XN




TE Part # YDTS23N17-06CNV001
HERM RECP




TE Part # YDTS23N17-06PNV001
HERM RECP




TE Part # YDTS23N17-06XNV001
HERM RECP




TE Part # YDTS23Y17-06CNV001
HERM RECP



TE Part # YDTS23Y17-06PN0000
HERM RECP



TE Part # YDTS23Y17-06PNV001
HERM RECP



TE Part # YDTS23Y17-06XNV001
HERM RECP



TE Part # YDTS24H17-06CN0000
DTS24H17-06CN



TE Part # YDTS24H17-06PN0000
DTS24H17-06PN



TE Part # YDTS24H17-06XN0000
DTS24H17-06XN

Also in the Series | DEUTSCH 38999



Standard Circular Connectors(8399)

Also in the Series | DEUTSCH 38999 Series III



Standard Circular Connectors(22304)

Customers Also Bought



TE Part # YDTS26F09-35PNV001
PLUG ASSY



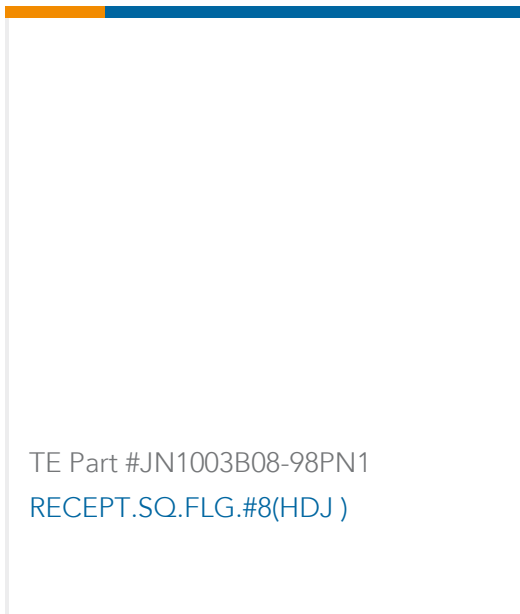
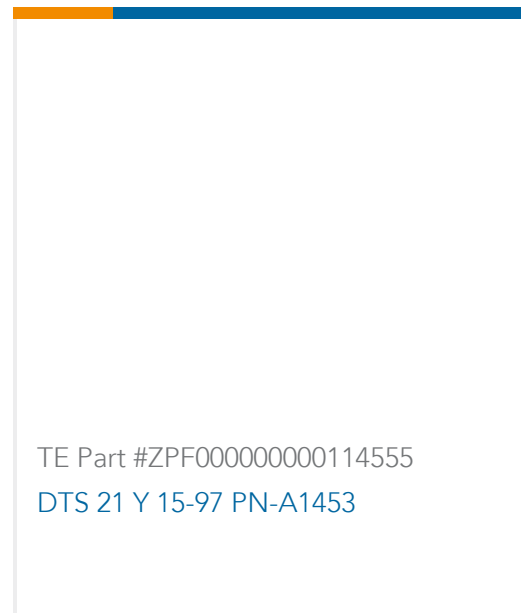
TE Part # YDTS20F13-98PNV001
RECP ASSY



TE Part # YDTS20F17-06PNV001
RECP ASSY



TE Part # YDTS26F15-19PDV001
Straight Plug: D38999, 15-19 Insert,
Electroless Nickel Plating



Documents

Product Drawings

[PLUG ASSY](#)

English

CAD Files

[3D PDF](#)

3D

Customer View Model

[ENG_CVM_CVM_YDTS26F17-06SNV001_99.2d_dxf.zip](#)

English

Customer View Model

[ENG_CVM_CVM_YDTS26F17-06SNV001_99.3d_igs.zip](#)

English

Customer View Model

[ENG_CVM_CVM_YDTS26F17-06SNV001_99.3d_stp.zip](#)

English

By downloading the CAD file I accept and agree to the [Terms and Conditions](#) of use.

Datasheets & Catalog Pages

[DEUTSCH MIL-DTL-38999 Connectors Quick Reference Guide](#)

English