

DTS26F11-35PN [V001] ✓ ACTIVE

DEUTSCH | DEUTSCH 38999, DEUTSCH 38999 Series III

TE Internal #: YDTS26F11-35PNV001

Standard Circular Connectors, Cable-to-Panel, 13 Position,
Sealable, Wire & Cable, Signal, Panel Mount, Electroless Nickel,
DEUTSCH 38999 Series III

[View on TE.com >](#)



Connectors > Circular Connectors > Standard Circular Connectors > Straight Plug: D38999, 11-35 Insert, Electroless Nickel Plating



Connector System: **Cable-to-Panel**

Number of Positions: **13**

Sealable: **Yes**

Connector & Contact Terminates To: **Wire & Cable**

Contact Current Rating (Max): **5 A**

[All Straight Plug: D38999, 11-35 Insert, Electroless Nickel Plating \(47\)](#)

Features

Product Type Features

Product Type	Connector Assembly
Assembly Type	Electrical Connector
Connector System	Cable-to-Panel
Sealable	Yes
Connector & Contact Terminates To	Wire & Cable
Circular Connector Type	Plug
Shell Type	Straight Plug

Configuration Features

Keying & Polarized Position Locations	N
Factory Installed Backshell	No
Keying	Key Polarization N
Number of Positions	13
Number of Power Positions	0
Number of Signal Positions	13
Contacts Preloaded	No

Electrical Characteristics



Operating Voltage	400 VAC
-------------------	---------

Voltage	1300 Vrms
---------	-----------

Body Features

Environmental Protection	Yes
--------------------------	-----

Feedthrough Type	No
------------------	----

Environmental Protection Type	Elastomer Sealed
-------------------------------	------------------

Entry Style	Rear Insertion
-------------	----------------

Fluid Type	Coolanol 25, M2-V, MIL-DTL-5624 (JP-4,JP-5), MIL-DTL-83133 (JP-8), MIL-PRF-23699, MIL-PRF-5606, MIL-PRF-7808, SEA-AMS1424 Type I
------------	--

Shell Plating Material	Electroless Nickel
------------------------	--------------------

Shell Base Material	Aluminum 6061-T6
---------------------	------------------

Circular Connector Insulation Material Type	Hard Dielectric/Silicone
---	--------------------------

Hermetically Sealed	No
---------------------	----

Contact Features

Contact Quantity (Size 22D)	13
-----------------------------	----

Contact Current Rating (Max)	5 A
------------------------------	-----

Reverse Gender	No
----------------	----

Contact Layout Arrangement	11 – 35
----------------------------	---------

Circular Connector Contact Type	Pin
---------------------------------	-----

Mechanical Attachment

Mating Retention Type	Triple Start Threaded
-----------------------	-----------------------

Panel Mount Feature	Without
---------------------	---------

Connector Mounting Type	Panel Mount
-------------------------	-------------

Polarization Code	N
-------------------	---

Mating Alignment Type	Keyed
-----------------------	-------

Mating Retention	With
------------------	------

Housing Features

Circular Connector Shell Size	11
-------------------------------	----

Alignment Keyed	Clocking
-----------------	----------

Dimensions

Compatible Insulation Diameter Range	.76 – 1.37 mm [.03 – .054 in]
--------------------------------------	-------------------------------



Assembly Length	31 mm[1.22 in]
-----------------	----------------

Wire Size	.08 – .33 mm ²
-----------	---------------------------

Usage Conditions

Fluid Resistance	Yes
------------------	-----

Operating Temperature Range	-65 – 200 °C[-85 – 392 °F]
-----------------------------	----------------------------

Operation/Application

Durability Rating	500 Cycles
-------------------	------------

Circuit Application	Signal
---------------------	--------

Shielded	Yes
----------	-----

Packaging Features

Packaging Quantity	1
--------------------	---

Other

Position Locations Omitted	All
----------------------------	-----

Product Compliance

[For compliance documentation, visit the product page on TE.com>](#)

EU RoHS Directive 2011/65/EU	Compliant with Exemptions
------------------------------	---------------------------

EU ELV Directive 2000/53/EC	Compliant with Exemptions
-----------------------------	---------------------------

China RoHS 2 Directive MIIT Order No 32, 2016	Restricted Materials Above Threshold
---	--------------------------------------

EU REACH Regulation (EC) No. 1907/2006	<p>Current ECHA Candidate List: JUNE 2023 (235) Candidate List Declared Against: JAN 2021 (211) SVHC > Threshold: Pb (1.2% in Contact Lead-Copper Alloy) Decamethylcyclopentasiloxane (D5) (5% in Insert subassembly)</p> <p>Article Safe Usage Statements: Do not eat, drink or smoke when using this product. Wash thoroughly after handling. Recycle if possible and dispose of the article by following all applicable governmental regulations relevant to your geographic location.</p>
--	--

Halogen Content	Not Yet Reviewed for halogen content
-----------------	--------------------------------------

Solder Process Capability	Not reviewed for solder process capability
---------------------------	--

Product Compliance Disclaimer

This information is provided based on reasonable inquiry of our suppliers and represents our current actual knowledge based on the information they provided. This information is subject to change. The part numbers that TE has identified as EU RoHS compliant have a maximum concentration of 0.1% by weight in homogenous materials for lead, hexavalent chromium, mercury, PBB, PBDE, DBP, BBP, DEHP, DIBP, and 0.01% for cadmium, or qualify for an exemption to these limits as defined in the Annexes of Directive 2011/65/EU (RoHS2). Finished electrical and electronic equipment products will be CE marked as required by Directive 2011/65/EU. Components may not be CE marked. Additionally, the part

numbers that TE has identified as EU ELV compliant have a maximum concentration of 0.1% by weight in homogenous materials for lead, hexavalent chromium, and mercury, and 0.01% for cadmium, or qualify for an exemption to these limits as defined in the Annexes of Directive 2000/53/EC (ELV). Regarding the REACH Regulation, the information TE provides on SVHC in articles for this part number is based on the latest European Chemicals Agency (ECHA) 'Guidance on requirements for substances in articles' posted at this URL: <https://echa.europa.eu/guidance-documents/guidance-on-reach>


Compatible Parts



TE Part # CAT-D38999-DTS1E
D38999: Square Flange, 11-35 insert



TE Part # CAT-D38999-DTS9S
D38999: Jam Nut, 11-35 Insert



TE Part # YDTS23H11-35DNV001
HERM RECP



TE Part # YDTS23H11-35SNV001
HERM RECP



TE Part # YDTS23H11-35ZAV001
HERM RECP



TE Part # YDTS23H11-35ZNV001
HERM RECP




TE Part # YDTS20H11-35DN0000
HERM RECP




TE Part # YDTS20H11-35SN0000
HERM RECP



TE Part # YDTS20H11-35ZN0000
HERM RECP




TE Part # YDTS21N11-35DNV001
HERM RECP




TE Part # YDTS21N11-35SNV001
HERM RECP



TE Part # YDTS21N11-35ZAV001
HERM RECP



TE Part # YDTS21N11-35ZNV001
HERM RECP



TE Part # YDTS21Y11-35DNV001
HERM RECP




TE Part # YDTS21Y11-35SNV001
HERM RECP




TE Part # YDTS21Y11-35ZAV001
HERM RECP



Also in the Series | DEUTSCH 38999

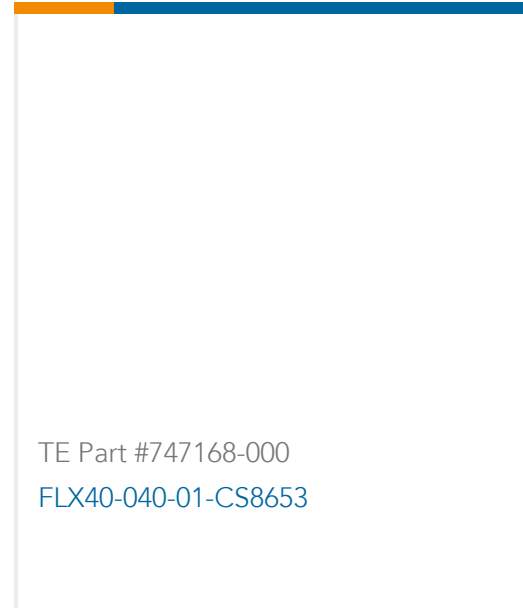


Also in the Series | DEUTSCH 38999 Series III



Customers Also Bought





Documents

Product Drawings

PLUG ASSY

English

CAD Files

3D PDF

3D

Customer View Model

[ENG_CVM_CVM_YDTS26F11-35PNV001_99.2d_dxf.zip](#)

English

Customer View Model

[ENG_CVM_CVM_YDTS26F11-35PNV001_99.3d_igs.zip](#)

English

Customer View Model

[ENG_CVM_CVM_YDTS26F11-35PNV001_99.3d_stp.zip](#)

English

By downloading the CAD file I accept and agree to the [Terms and Conditions](#) of use.

Datasheets & Catalog Pages

DEUTSCH MIL-DTL-38999 CIRCULAR CONNECTORS

English