



Sensors > Pressure Sensors > Pressure Transducers



Pressure Transducer Sensor Type: **Industrial Pressure Transducer**

Pressure Range: **0 – 200 psi**

Pressure Type: **Absolute**

Pressure Transducer Supply Voltage: **8 – 30 V**

Output/Span: **1 – 5 V**

## Features

### Product Type Features

Pressure Transducer Sensor Type	Industrial Pressure Transducer
Pressure Type	Absolute

### Configuration Features

Electrical Connection	Packard
Pressure Port/Fitting	1/4 MNPT

### Electrical Characteristics

Pressure Transducer Supply Voltage	8 – 30 V
------------------------------------	----------

### Dimensions

Dimensions	24 x 24 x 82 mm [.94 x .94 x 3.23 in]
------------	---------------------------------------

### Usage Conditions

Pressure	13.78 bar [200 psi]
Operating Temperature Range	-40 – 125 °C [-40 – 257 °F]

### Operation/Application

Proof Pressure Range	3X Rated
Pressure Range	0 – 200 psi
Output/Span	1 – 5 V
Pressure Accuracy	Down to ± .1% FSO

### Other



Sensor Options	Adhesive Label, No Snubber
----------------	----------------------------

### Product Compliance

[For compliance documentation, visit the product page on TE.com>](#)

EU RoHS Directive 2011/65/EU	Compliant with Exemptions
EU ELV Directive 2000/53/EC	Compliant with Exemptions
China RoHS 2 Directive MIIT Order No 32, 2016	Restricted Materials Above Threshold
EU REACH Regulation (EC) No. 1907/2006	<p>Current ECHA Candidate List: JUNE 2023 (235)</p> <p>Candidate List Declared Against: JAN 2023 (233)</p> <p>SVHC &gt; Threshold:</p> <p>Pb (92.5% in Component part A)</p> <p><b>Article Safe Usage Statements:</b>                      Do not eat, drink or smoke when using this product. Wash thoroughly after handling. Recycle if possible and dispose of the article by following all applicable governmental regulations relevant to your geographic location.</p>
Halogen Content	Not Yet Reviewed for halogen content
Solder Process Capability	Not reviewed for solder process capability

#### Product Compliance Disclaimer

This information is provided based on reasonable inquiry of our suppliers and represents our current actual knowledge based on the information they provided. This information is subject to change. The part numbers that TE has identified as EU RoHS compliant have a maximum concentration of 0.1% by weight in homogenous materials for lead, hexavalent chromium, mercury, PBB, PBDE, DBP, BBP, DEHP, DIBP, and 0.01% for cadmium, or qualify for an exemption to these limits as defined in the Annexes of Directive 2011/65/EU (RoHS2). Finished electrical and electronic equipment products will be CE marked as required by Directive 2011/65/EU. Components may not be CE marked. Additionally, the part numbers that TE has identified as EU ELV compliant have a maximum concentration of 0.1% by weight in homogenous materials for lead, hexavalent chromium, and mercury, and 0.01% for cadmium, or qualify for an exemption to these limits as defined in the Annexes of Directive 2000/53/EC (ELV). Regarding the REACH Regulation, the information TE provides on SVHC in articles for this part number is based on the latest European Chemicals Agency (ECHA) 'Guidance on requirements for substances in articles' posted at this URL: <https://echa.europa.eu/guidance-documents/guidance-on-reach>

### Compatible Parts



### Also in the Series | MEAS U5200



Pressure Transducers(8)

## Customers Also Bought



TE Part #2-5332070-5  
SOCKET,MIN-SPR W/H SN-AU SER-4




TE Part #1-796375-2  
CPC PSTD RCPT,13-9,R/A LF



TE Part #3212430001  
TMS-SCE-1K-1/2-2.0-S1-9




TE Part #440055-4  
2.0MM,HDR,4POS,R/A




TE Part #9-146257-0  
80 MODII HDR DRST B/A .100CL LF




TE Part #1-2842144-0  
20P,2MM,BRK HDR,DRV,T,SMD,0.76  
AU,TR W/CAP



TE Part #2-2314846-0  
20P,2MM,BB,REC,DRV,T,SMD,AU.76,  
TB,W/CP



TE Part #2001140-03  
PACKARD INTERFACE CONN/CBL 3'



TE Part #20006497-00  
PRESS XDCR U5381-000005-100PA

## Documents

### CAD Files

[3D PDF](#)

[3D](#)

### Customer View Model

[ENG\\_CVM\\_CVM\\_U5244-000005-200PA\\_G.2d\\_dxf.zip](#)

English

### Customer View Model

[ENG\\_CVM\\_CVM\\_U5244-000005-200PA\\_G.3d\\_igs.zip](#)



English

### Customer View Model

[ENG\\_CVM\\_CVM\\_U5244-000005-200PA\\_G.3d\\_stp.zip](#)

English

By downloading the CAD file I accept and agree to the [Terms and Conditions](#) of use.

### Datasheets & Catalog Pages

[U5200](#)

English