




M8 Connector

TE Internal #: T4082102003-000

Standard Circular Connectors, Wire-to-Wire, 3 Position, Sealable, Signal, TPU, A Polarization Code, Polyamide 66 GF25, 0 Power Positions, M8 Connector

[View on TE.com >](#)

Connectors > Circular Connectors > Standard Circular Connectors



Connector System: **Wire-to-Wire**

Number of Positions: **3**

Sealable: **Yes**

Contact Current Rating (Max): **3 A**

Circuit Application: **Signal**

Features

Product Type Features

Prewired	No
Product Type	Connector Assembly
Accessory Color	Blue
Assembly Type	Electrical Connector
Connector System	Wire-to-Wire
Sealable	Yes
Circular Connector Type	Plug, Receptacle
Shell Type	Plastic

Configuration Features

Keying & Polarized Position Locations	A
Factory Installed Backshell	No
Keying	A
Number of Positions	3
Number of Power Positions	0



Number of Signal Positions	3
----------------------------	---

Contacts Preloaded	Yes
--------------------	-----

Electrical Characteristics

Operating Voltage	60 VAC
-------------------	--------

Body Features

Peripheral Seal Material	Silicone
--------------------------	----------

Environmental Protection	IP67
--------------------------	------

O-Ring Material	Silicone
-----------------	----------

Environmental Protection Type	Sealed
-------------------------------	--------

Shell Base Material	TPU
---------------------	-----

Circular Connector Insulation Material Type	Polyamide 66 GF25
---	-------------------

Contact Features

Contact Current Rating (Max)	3 A
------------------------------	-----

Reverse Gender	No
----------------	----

Circular Connector Contact Type	Pin/Socket
---------------------------------	------------

Mechanical Attachment

Polarization Code	A
-------------------	---

Mating Alignment Type	Keyed
-----------------------	-------

Usage Conditions

IP Dust Sealing Level	6
-----------------------	---

IP Water Sealing Level	IP67
------------------------	------

Operating Temperature Range	-25 – 85 °C[-13 – 185 °F]
-----------------------------	---------------------------

Operation/Application

Durability Rating	100 Cycles
-------------------	------------

Circuit Application	Signal
---------------------	--------

Shielded	No
----------	----

Industry Standards

UL Flammability Rating	UL 94HB
------------------------	---------

Packaging Features

Packaging Quantity	1
--------------------	---

Product Compliance



[For compliance documentation, visit the product page on TE.com>](#)

EU RoHS Directive 2011/65/EU	Compliant with Exemptions
EU ELV Directive 2000/53/EC	Compliant with Exemptions
China RoHS 2 Directive MIIT Order No 32, 2016	Restricted Materials Above Threshold
EU REACH Regulation (EC) No. 1907/2006	<p>Current ECHA Candidate List: JUNE 2023 (235) Candidate List Declared Against: JAN 2021 (211) SVHC > Threshold: Pb (4% in Pb-Alloy in Copper)</p> <p>Article Safe Usage Statements: Do not eat, drink or smoke when using this product. Wash thoroughly after handling. Recycle if possible and dispose of the article by following all applicable governmental regulations relevant to your geographic location.</p>
Halogen Content	Not Yet Reviewed for halogen content
Solder Process Capability	Not reviewed for solder process capability


Product Compliance Disclaimer

This information is provided based on reasonable inquiry of our suppliers and represents our current actual knowledge based on the information they provided. This information is subject to change. The part numbers that TE has identified as EU RoHS compliant have a maximum concentration of 0.1% by weight in homogenous materials for lead, hexavalent chromium, mercury, PBB, PBDE, DBP, BBP, DEHP, DIBP, and 0.01% for cadmium, or qualify for an exemption to these limits as defined in the Annexes of Directive 2011/65/EU (RoHS2). Finished electrical and electronic equipment products will be CE marked as required by Directive 2011/65/EU. Components may not be CE marked. Additionally, the part numbers that TE has identified as EU ELV compliant have a maximum concentration of 0.1% by weight in homogenous materials for lead, hexavalent chromium, and mercury, and 0.01% for cadmium, or qualify for an exemption to these limits as defined in the Annexes of Directive 2000/53/EC (ELV). Regarding the REACH Regulation, the information TE provides on SVHC in articles for this part number is based on the latest European Chemicals Agency (ECHA) 'Guidance on requirements for substances in articles' posted at this URL: <https://echa.europa.eu/guidance-documents/guidance-on-reach>

Compatible Parts



Also in the Series | [M8 Connector](#)



M8/M12 Cable Assemblies(147)



Standard Circular Connectors(72)

Customers Also Bought



TE Part #T4032014031-000
M8.MLE.PNLFRONT.3POS.STR



TE Part #T4062113003-001
RPC-M8-3MS-0.5SH-M8-3FS-PVC



TE Part #T4161120005-001
RPC-M12-MS-5CON-PUR-0.5SH



TE Part #2-34161-1
TERMINAL,PG R 16-14 10



TE Part #1-2316108-0
10P,2MM,REC,HSG,DR,CRIMP,PLAIN,BOX



TE Part #1-2379237-1
NECTOR T, INLINE SOCKET, SCREW, Key-A,S2



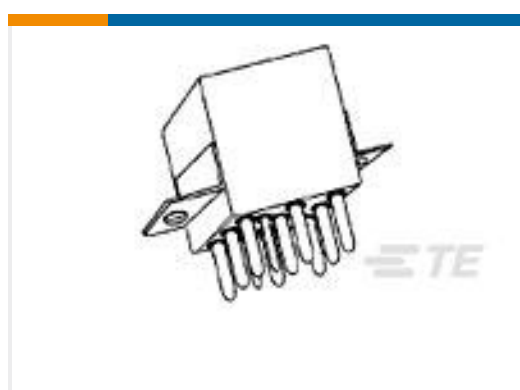
TE Part #2359518-1
NECTOR T, PANEL PIN, SCREW, Key-A



TE Part #2379238-1
NECTOR T, INLINE PIN, SCREW, Key-A, S1



TE Part #AAF7096-00
BTH3-25-19-1-C-SE



TE Part #9-1617756-7
FCAC-325-AY4

Documents

Product Drawings

M8 T DISTRIBUTOR MALE 3POS

English

CAD Files

3D PDF

3D

Customer View Model

ENG_CVM_CVM_T4082102003-000_A.2d_dxf.zip



English

Customer View Model

[ENG_CVM_CVM_T4082102003-000_A.3d_igs.zip](#)

English

Customer View Model

[ENG_CVM_CVM_T4082102003-000_A.3d_stp.zip](#)

English

By downloading the CAD file I accept and agree to the [Terms and Conditions](#) of use.

Datasheets & Catalog Pages

[M8 / M12 Connector System Catalog](#)

English

[M8 / M12 Connector System Catalog](#)

Japanese

Product Specifications

[Application Specification](#)

English

[Application Specification](#)

English

Agency Approvals

[UL](#)

English