



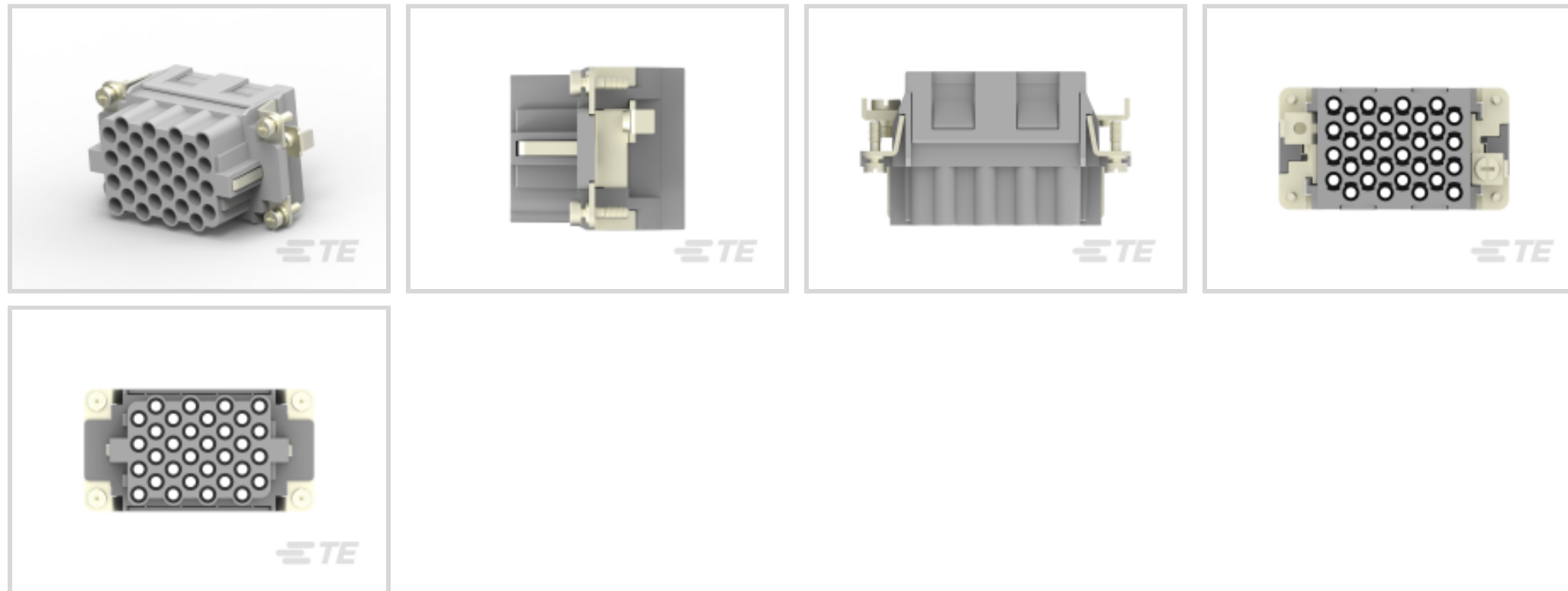
HDC

TE Internal #: T2050323201-007

Rectangular Contact Inserts, Insert for Contacts, Socket, 32 Pole Configuration, Crimp Terminal, 32 Position, 26 – 12 AWG Wire Size

[View on TE.com >](#)

Connectors > Rectangular Connectors > Rectangular Contact Inserts > HDC HEEE RAIL COMPLIANT INSERT SERIES



Rectangular Connector Insert Type: **Insert for Contacts**

Contact Type: **Socket**

Pole Configuration: **32**

Termination Method to Wire & Cable: **Crimp Terminal**

Number of Positions: **32**

[All HDC HEEE RAIL COMPLIANT INSERT SERIES \(20\)](#)

**Features**

**Product Type Features**

Rectangular Connector Insert Type	Insert for Contacts
Connector & Contact Terminates To	Wire & Cable

**Configuration Features**

Number of Positions	32
---------------------	----

**Electrical Characteristics**

Power Circuit Voltage	400 V
-----------------------	-------

**Body Features**

Primary Product Color	Gray
-----------------------	------

**Contact Features**

Contact Type	Socket
Pole Configuration	32
Contact Current Rating (Max)	16 A



### Termination Features

Termination Method to Wire & Cable	Crimp Terminal
------------------------------------	----------------

### Dimensions

Wire Size	.14 – 4 mm <sup>2</sup>
-----------	-------------------------

### Operation/Application

Circuit Application	Power & Signal
---------------------	----------------

### Packaging Features

Packaging Quantity	5
Packaging Method	Box

### Product Compliance

[For compliance documentation, visit the product page on TE.com>](#)

EU RoHS Directive 2011/65/EU	Compliant
EU ELV Directive 2000/53/EC	Compliant
China RoHS 2 Directive MIIT Order No 32, 2016	No Restricted Materials Above Threshold
EU REACH Regulation (EC) No. 1907/2006	Current ECHA Candidate List: JUNE 2023 (235) Candidate List Declared Against: JUNE 2023 (235) Does not contain REACH SVHC
Halogen Content	Low Bromine/Chlorine - Br and Cl < 900 ppm per homogenous material. Also BFR /CFR/PVC Free
Solder Process Capability	Not reviewed for solder process capability

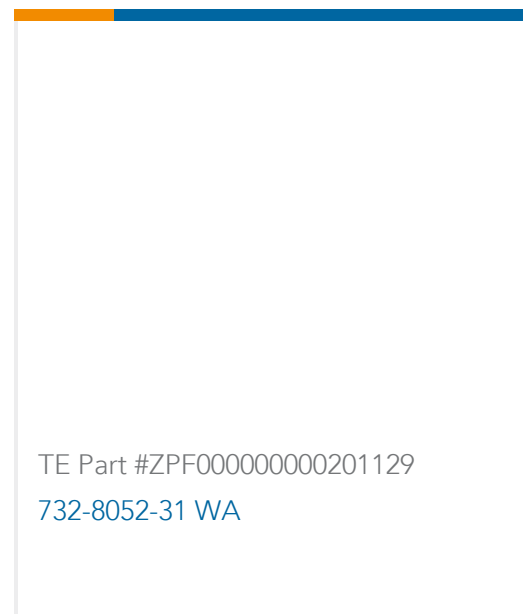
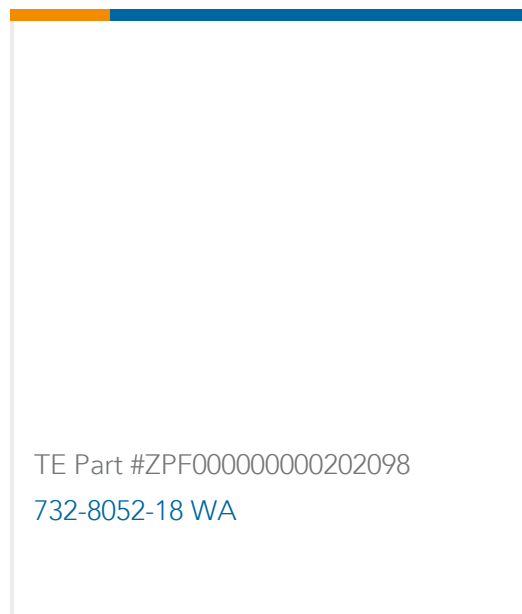
#### Product Compliance Disclaimer

This information is provided based on reasonable inquiry of our suppliers and represents our current actual knowledge based on the information they provided. This information is subject to change. The part numbers that TE has identified as EU RoHS compliant have a maximum concentration of 0.1% by weight in homogenous materials for lead, hexavalent chromium, mercury, PBB, PBDE, DBP, BBP, DEHP, DIBP, and 0.01% for cadmium, or qualify for an exemption to these limits as defined in the Annexes of Directive 2011/65/EU (RoHS2). Finished electrical and electronic equipment products will be CE marked as required by Directive 2011/65/EU. Components may not be CE marked. Additionally, the part numbers that TE has identified as EU ELV compliant have a maximum concentration of 0.1% by weight in homogenous materials for lead, hexavalent chromium, and mercury, and 0.01% for cadmium, or qualify for an exemption to these limits as defined in the Annexes of Directive 2000/53/EC (ELV). Regarding the REACH Regulation, the information TE provides on SVHC in articles for this part number is based on the latest European Chemicals Agency (ECHA) 'Guidance on requirements for substances in articles' posted at this URL: <https://echa.europa.eu/guidance-documents/guidance-on-reach>

### Compatible Parts



## Customers Also Bought



## Documents

### Product Drawings

[HEEE-032-F](#)

English

### CAD Files

[3D PDF](#)

3D

Customer View Model

[ENG\\_CVM\\_CVM\\_T2050323201-007\\_A.2d\\_dxf.zip](#)

English

Customer View Model

[ENG\\_CVM\\_CVM\\_T2050323201-007\\_A.3d\\_igs.zip](#)

English

Customer View Model

[ENG\\_CVM\\_CVM\\_T2050323201-007\\_A.3d\\_stp.zip](#)

English

By downloading the CAD file I accept and agree to the [Terms and Conditions](#) of use.



**Datasheets & Catalog Pages**

**EN45545 COMPLIANT HDC INSERTS**

English

---

**Product Specifications**

**Application Specification**

English