




Sensors > Temperature Sensors > RTD Sensors > RTD Sensor Elements > Pt100 RTD Thin Film Element



RTD Element Type: **Platinum Thin Film Temperature Element**

Tolerance Class: **Class A / F0.15**

Element Package: **Ceramic**

Element Material: **Platinum**

Lead Wire Style: **Ag**

[All Pt100 RTD Thin Film Element \(27\)](#)

Features

Product Type Features

Wire/Cladding Type	Ag
Model Number	PTFD101A1A0
RTD Element Type	Platinum Thin Film Temperature Element
Element Material	Platinum
Lead Wire Style	Ag

Configuration Features

Connector Type	Open Ends
----------------	-----------

Dimensions

Height (Body)	1.1 mm[.043 in]
Wire Length	10 mm[.393 in]
Wire Diameter	.3 mm[.011 in]
Length (Body)	5 mm[.197 in]
Width (Body)	2 mm[.078 in]

Usage Conditions

Resistance (at T_ref)	100 (0 °C) Ω
T_ref for Accuracy	0 °C

Ambient Temperature Range	-30 – 300 °C[-22 – 572 °F]
T1 and T2 for TCR	0 and +100 °C
TCR at (T1 and T2)	3850 ppm/°C
Accuracy (at T_ref)	± .15 °C
T_ref for Resistance	0 °C
Maximum Temperature	300 °C[572 °F]

Packaging Features

Element Package	Ceramic
-----------------	---------

Other

Tolerance Class	Class A / F0.15
Wire Count	2

Product Compliance

[For compliance documentation, visit the product page on TE.com>](#)

EU RoHS Directive 2011/65/EU	Compliant
EU ELV Directive 2000/53/EC	Not Yet Reviewed
China RoHS 2 Directive MIIT Order No 32, 2016	No Restricted Materials Above Threshold
EU REACH Regulation (EC) No. 1907/2006	Current ECHA Candidate List: JUNE 2023 (235) Candidate List Declared Against: JAN 2021 (211) Does not contain REACH SVHC
Halogen Content	Not Yet Reviewed for halogen content
Solder Process Capability	Not reviewed for solder process capability


Product Compliance Disclaimer

This information is provided based on reasonable inquiry of our suppliers and represents our current actual knowledge based on the information they provided. This information is subject to change. The part numbers that TE has identified as EU RoHS compliant have a maximum concentration of 0.1% by weight in homogenous materials for lead, hexavalent chromium, mercury, PBB, PBDE, DBP, BBP, DEHP, DIBP, and 0.01% for cadmium, or qualify for an exemption to these limits as defined in the Annexes of Directive 2011/65/EU (RoHS2). Finished electrical and electronic equipment products will be CE marked as required by Directive 2011/65/EU. Components may not be CE marked. Additionally, the part numbers that TE has identified as EU ELV compliant have a maximum concentration of 0.1% by weight in homogenous materials for lead, hexavalent chromium, and mercury, and 0.01% for cadmium, or qualify for an exemption to these limits as defined in the Annexes of Directive 2000/53/EC (ELV). Regarding the REACH Regulation, the information TE provides on SVHC in articles for this part number is based on the latest European Chemicals Agency (ECHA) 'Guidance on requirements for substances in articles' posted at this URL: <https://echa.europa.eu/guidance-documents/guidance-on-reach>

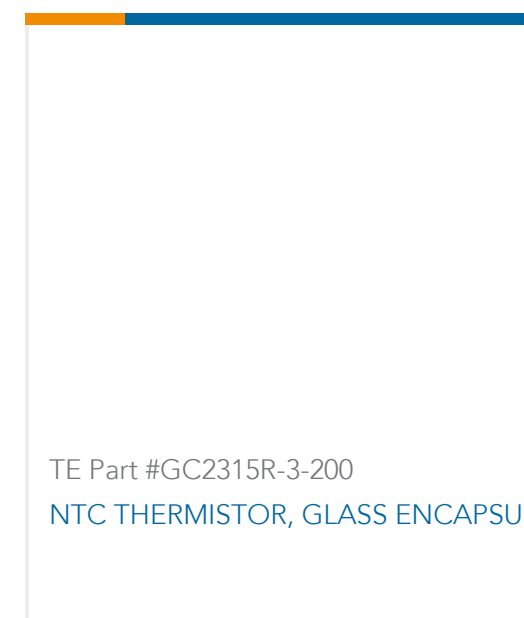
Compatible Parts



Also in the Series | **MEAS PTF**



Customers Also Bought



Documents

[CAD Files](#)

[3D PDF](#)

[3D](#)

[Customer View Model](#)

[ENG_CVM_CVM_NB-PTCO-158_A.2d_dxf.zip](#)

English



Customer View Model

[ENG_CVM_CVM_NB-PTCO-158_A.3d_igs.zip](#)

English

Customer View Model

[ENG_CVM_CVM_NB-PTCO-158_A.3d_stp.zip](#)

English

By downloading the CAD file I accept and agree to the [Terms and Conditions](#) of use.

Datasheets & Catalog Pages

[Datasheet PTF-Family PTFC,PTFD,PTFF,PTFM](#)

English