

CONREVSMA013.031 ✓ ACTIVE

TE Internal #: L9000258-01

RP-SMA RF Interface, Plug, 50 Ω , Threaded, 0 – 12.4 GHz

Operating Frequency, 1 Position, Printed Circuit Board, Board Mount

[View on TE.com >](#)



Connectors > RF Connectors > Coax Connectors



RF Interface: **RP-SMA**

RF Connector Style: **Plug**

Impedance: **50 Ω**

RF Connector Coupling Mechanism: **Threaded**

Operating Frequency: **0 – 12.4 GHz**

Features

Product Type Features

Connector Product Type	Connector Assembly
RF Interface	RP-SMA
RF Connector Style	Plug
Sealable	No
Connector & Contact Terminates To	Printed Circuit Board

Configuration Features

PCB Mount Orientation	Edge
Number of Positions	1
Number of Coaxial Contacts	1

Electrical Characteristics

Impedance	50 Ω
-----------	-------------

Body Features

Cable Connector Orientation	Straight
Body Material	Brass
Body Material Finish	Plated
Body Plating Material	Nickel

Contact Features

RF Connector Center Contact Plating Material	Gold
--	------



RF Connector Center Contact Material	Beryllium Copper
--------------------------------------	------------------

Termination Features

Termination Method to Wire & Cable	Solder
------------------------------------	--------

Mechanical Attachment

RF Connector Coupling Mechanism	Threaded
---------------------------------	----------

Connector Mounting Type	Board Mount
-------------------------	-------------

RF Contact Captivation Method	Mechanical
-------------------------------	------------

Detent	Without
--------	---------

Usage Conditions

Operating Temperature Range	-65 – 165 °C[-85 – 329 °F]
-----------------------------	----------------------------

Operation/Application

Operating Frequency	0 – 12.4 GHz
---------------------	--------------

Circuit Application	Signal
---------------------	--------

Packaging Features

Packaging Quantity	100
--------------------	-----

Packaging Method	Bulk
------------------	------

Other

Dielectric Material	PTFE
---------------------	------

Product Compliance

[For compliance documentation, visit the product page on TE.com>](#)

EU RoHS Directive 2011/65/EU	Compliant with Exemptions
------------------------------	---------------------------

EU ELV Directive 2000/53/EC	Not Yet Reviewed
-----------------------------	------------------

China RoHS 2 Directive MIIT Order No 32, 2016	Restricted Materials Above Threshold
---	--------------------------------------

EU REACH Regulation (EC) No. 1907/2006	Current ECHA Candidate List: JUNE 2023 (235) Not Yet Reviewed
--	--

Halogen Content	Not Yet Reviewed for halogen content
-----------------	--------------------------------------

Solder Process Capability	Not reviewed for solder process capability
---------------------------	--

Product Compliance Disclaimer

This information is provided based on reasonable inquiry of our suppliers and represents our current actual knowledge based on the information they provided. This information is subject to change. The part numbers that TE has identified as EU RoHS compliant have a maximum concentration of 0.1% by weight in homogenous materials for lead, hexavalent chromium, mercury, PBB, PBDE, DBP, BBP, DEHP, DIBP, and 0.01% for cadmium, or qualify for an exemption to these



limits as defined in the Annexes of Directive 2011/65/EU (RoHS2). Finished electrical and electronic equipment products will be CE marked as required by Directive 2011/65/EU. Components may not be CE marked. Additionally, the part numbers that TE has identified as EU ELV compliant have a maximum concentration of 0.1% by weight in homogenous materials for lead, hexavalent chromium, and mercury, and 0.01% for cadmium, or qualify for an exemption to these limits as defined in the Annexes of Directive 2000/53/EC (ELV). Regarding the REACH Regulations, TE's information on SVHC in articles for this part number is still based on the European Chemical Agency (ECHA) 'Guidance on requirements for substances in articles' (Version: 2, April 2011), applying the 0.1% weight on weight concentration threshold at the finished product level. TE is aware of the European Court of Justice ruling of September 10th, 2015 also known as O5A (Once An Article Always An Article) stating that, in case of 'complex object', the threshold for a SVHC must be applied to both the product as a whole and simultaneously to each of the articles forming part of its composition. TE has evaluated this ruling based on the new ECHA "Guidance on requirements for substances in articles" (June 2017, version 4.0) and will be updating its statements accordingly.

Compatible Parts



TE Part # CONREVSMA024-G
RP-SMA Jack 50 Ohm PCB Cutout Mount

Customers Also Bought



TE Part #7-2213772-3
AV22 DPL 5A MOVE RING LED GREEN 12V



TE Part #L9000365-01
Antenna Wifi6/6E IP67 Blade RPSMA



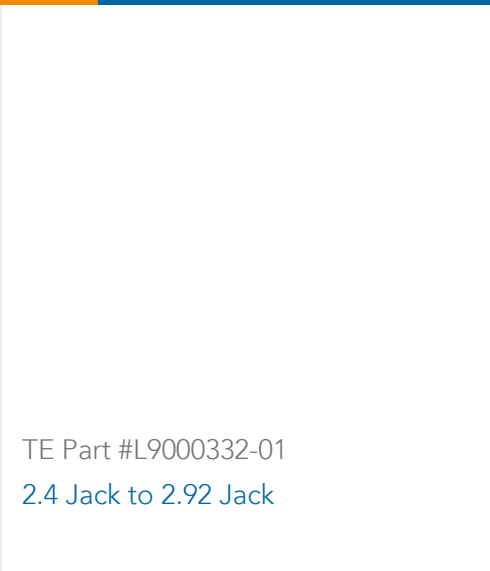
TE Part #CONREVSMA001-G
RP-SMA Jack 50 Ohm PCB Through Hole



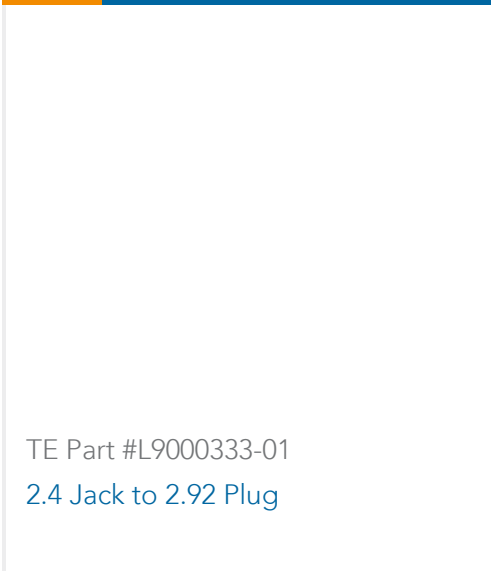
TE Part #L9000259-01
RP-SMA Plug 50 Ohm .062 PCB Edge Mount



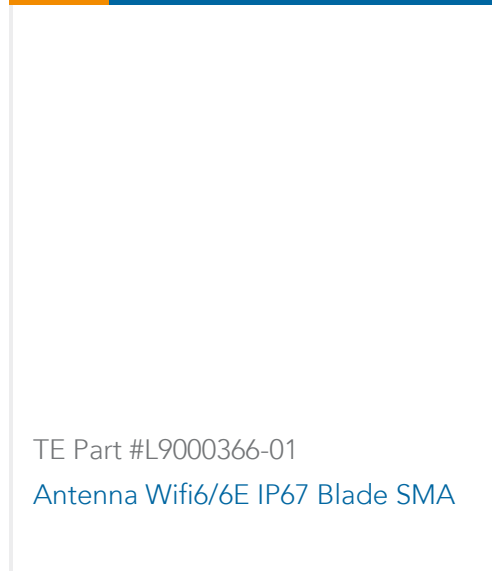
TE Part #CONREVSMA024-G
RP-SMA Jack 50 Ohm PCB Cutout Mount



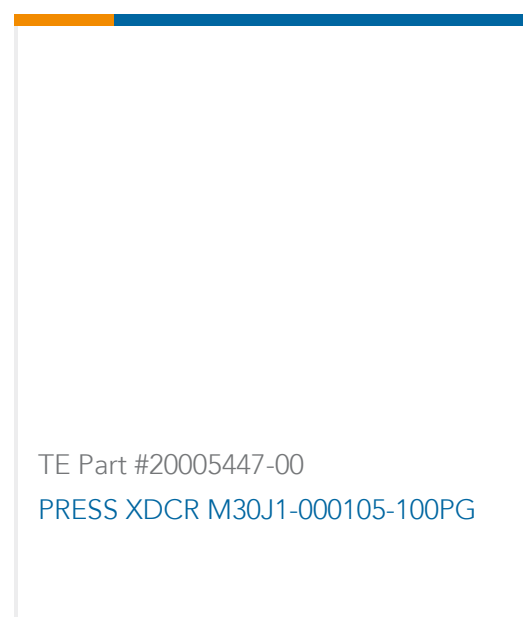
TE Part #L9000332-01
2.4 Jack to 2.92 Jack



TE Part #L9000333-01
2.4 Jack to 2.92 Plug



TE Part #L9000366-01
Antenna Wifi6/6E IP67 Blade SMA



Documents

Product Drawings

[RP-SMA Plug 50 Ohm .031 PCB Edge Mount](#)

English

Datasheets & Catalog Pages

[RP-SMA MALE EDGE MOUNT FOR 0.031INCH THICK BOARD](#)

English