



Relays, Contactors & Switches > Switches > Push Button Switches > Push Button Switch, Socket, 1 Actuator, Flush Profile



Configuration (Pole-Throw): **Single Pole - Double Throw**

Push Button Switch Product Type: **Switch**

Number of Actuators: **Single**

Actuator Profile: **Flush**

Illuminated: **Yes**

[All Push Button Switch, Socket, 1 Actuator, Flush Profile \(7\)](#)

Features

Product Type Features

Switch Connection Type	DIN Connector
Push Button Switch Product Type	Switch
Illuminated	Yes
Actuator Style	Round

Configuration Features

Configuration (Pole-Throw)	Single Pole - Double Throw
Number of Actuators	Single
Snap Action	Without
Support Bracket	Without
Tactile	No
Operating Function	Momentary

Electrical Characteristics

Push Button Switch Voltage Rating	32 VDC
-----------------------------------	--------

Body Features

Actuator Profile	Flush
Actuator Color	Green



Contact Features

Push Button Switch Contact Current Rating	5 A
Switch Contact Plating Material	Silver Clad Copper

Mechanical Attachment

Push Button Switch Mounting Type	Surface Mount
----------------------------------	---------------

Housing Features

Process Sealed	No
----------------	----

Operation/Application

Actuator Total Travel	2.5 mm[.098 in]
-----------------------	-----------------

Product Compliance


For compliance documentation, visit the product page on [TE.com](#)>

EU RoHS Directive 2011/65/EU	Not Compliant
EU ELV Directive 2000/53/EC	Not Compliant
China RoHS 2 Directive MIIT Order No 32, 2016	Restricted Materials Above Threshold
EU REACH Regulation (EC) No. 1907/2006	Current ECHA Candidate List: JUNE 2023 (235) Candidate List Declared Against: JAN 2022 (223) SVHC > Threshold: Pb (38% in HS10) Article Safe Usage Statements: Do not eat, drink or smoke when using this product. Wash thoroughly after handling. Recycle if possible and dispose of the article by following all applicable governmental regulations relevant to your geographic location.
Halogen Content	Not Yet Reviewed for halogen content
Solder Process Capability	Not reviewed for solder process capability

Product Compliance Disclaimer


This information is provided based on reasonable inquiry of our suppliers and represents our current actual knowledge based on the information they provided. This information is subject to change. The part numbers that TE has identified as EU RoHS compliant have a maximum concentration of 0.1% by weight in homogenous materials for lead, hexavalent chromium, mercury, PBB, PBDE, DBP, BBP, DEHP, DIBP, and 0.01% for cadmium, or qualify for an exemption to these limits as defined in the Annexes of Directive 2011/65/EU (RoHS2). Finished electrical and electronic equipment products will be CE marked as required by Directive 2011/65/EU. Components may not be CE marked. Additionally, the part numbers that TE has identified as EU ELV compliant have a maximum concentration of 0.1% by weight in homogenous materials for lead, hexavalent chromium, and mercury, and 0.01% for cadmium, or qualify for an exemption to these limits as defined in the Annexes of Directive 2000/53/EC (ELV). Regarding the REACH Regulation, the information TE provides on SVHC in articles for this part number is based on the latest European Chemicals Agency (ECHA) 'Guidance on requirements for substances in articles' posted at this URL: <https://echa.europa.eu/guidance-documents/guidance-on-reach>

Compatible Parts



TE Part # CAT-AL8-STPBSC
Push Button Switch, Center Thread, 1 Actuator, Flush Profile

Also in the Series | KISSLING Series TS



Push Button Switches(73)

Customers Also Bought



TE Part #HD10-3-96P
SQ FG REC ASM



TE Part #1-480704-0
06P UMNL PLUG HSG NATL



TE Part #66099-2
III+ PIN,18-16,TIN-LEAD,LP



TE Part #165429-1
SHUR PLUG REC.ASSY



TE Part #K1156175
Batt. Disconnecter 35-514-231-R-A5-904



TE Part #K1145357
Rotary Switch DS-121-RT1



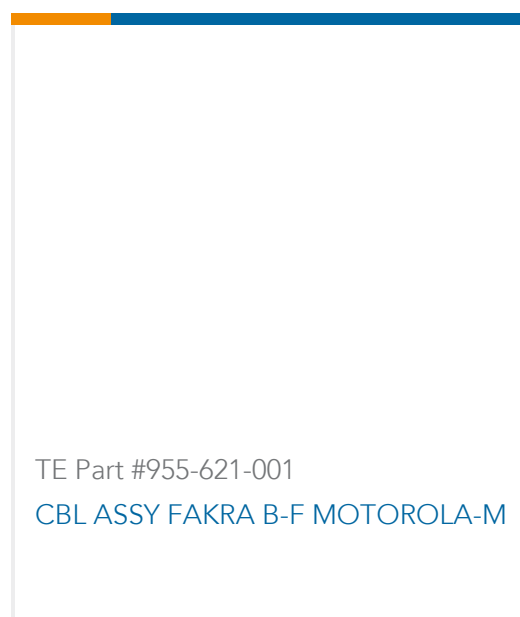
TE Part #K1156657
Emergency Switch ES-2012-A111 900



TE Part #2-2371113-1
2POS,DIA 4MM,PIN HSG ASSY,SLD, COD A



TE Part #91019-3
EXTRACTION TOOL



TE Part #955-621-001
CBL ASSY FAKRA B-F MOTOROLA-M



Documents

Product Drawings

[Push button switch TS-111-GN32](#)

English

CAD Files

[3D PDF](#)

3D

Customer View Model

[ENG_CVM_CVM_TS-111-GN32_A.2d_dxf.zip](#)

English

Customer View Model

[ENG_CVM_CVM_TS-111-GN32_A.3d_igs.zip](#)

English

Customer View Model

[ENG_CVM_CVM_TS-111-GN32_A.3d_stp.zip](#)

English

By downloading the CAD file I accept and agree to the [Terms and Conditions](#) of use.

Datasheets & Catalog Pages

[KISSLING PUSH BUTTON SWITCH Series TS](#)

English