



Relays, Contactors & Switches > Switches > Push Button Switches > Push Button Switch, Center Thread, 1 Actuator, Flush Profile



Configuration (Pole-Throw): **Single Pole - Double Throw**

Push Button Switch Product Type: **Switch**

Number of Actuators: **Single**

Actuator Profile: **Flush**

Bushing Style: **Threaded**

[All Push Button Switch, Center Thread, 1 Actuator, Flush Profile \(44\)](#)

Features

Product Type Features

Switch Connection Type	DIN Connector
Push Button Switch Product Type	Switch
Illuminated	Yes
Actuator Style	Round

Configuration Features

Configuration (Pole-Throw)	Single Pole - Double Throw
Number of Actuators	Single
Snap Action	Without
Support Bracket	Without
Tactile	No
Operating Function	Momentary

Electrical Characteristics

Push Button Switch Voltage Rating	32 VDC
-----------------------------------	--------

Body Features

Actuator Profile	Flush
Bushing Style	Threaded



Actuator Color	Green
----------------	-------

Contact Features

Push Button Switch Contact Current Rating	5 A
Switch Contact Plating Material	Silver Clad Copper

Mechanical Attachment

Push Button Switch Mounting Type	Through Hole
----------------------------------	--------------

Housing Features

Process Sealed	No
----------------	----

Operation/Application

Actuator Total Travel	2.5 mm[.098 in]
-----------------------	-----------------

Product Compliance


[For compliance documentation, visit the product page on TE.com>](#)

EU RoHS Directive 2011/65/EU	Not Compliant
EU ELV Directive 2000/53/EC	Not Compliant
China RoHS 2 Directive MIIT Order No 32, 2016	Restricted Materials Above Threshold
EU REACH Regulation (EC) No. 1907/2006	Current ECHA Candidate List: JUNE 2023 (235) Not Yet Reviewed
Halogen Content	Not Yet Reviewed for halogen content
Solder Process Capability	Not reviewed for solder process capability


Product Compliance Disclaimer

This information is provided based on reasonable inquiry of our suppliers and represents our current actual knowledge based on the information they provided. This information is subject to change. The part numbers that TE has identified as EU RoHS compliant have a maximum concentration of 0.1% by weight in homogenous materials for lead, hexavalent chromium, mercury, PBB, PBDE, DBP, BBP, DEHP, DIBP, and 0.01% for cadmium, or qualify for an exemption to these limits as defined in the Annexes of Directive 2011/65/EU (RoHS2). Finished electrical and electronic equipment products will be CE marked as required by Directive 2011/65/EU. Components may not be CE marked. Additionally, the part numbers that TE has identified as EU ELV compliant have a maximum concentration of 0.1% by weight in homogenous materials for lead, hexavalent chromium, and mercury, and 0.01% for cadmium, or qualify for an exemption to these limits as defined in the Annexes of Directive 2000/53/EC (ELV). Regarding the REACH Regulations, TE's information on SVHC in articles for this part number is still based on the European Chemical Agency (ECHA) 'Guidance on requirements for substances in articles' (Version: 2, April 2011), applying the 0.1% weight on weight concentration threshold at the finished product level. TE is aware of the European Court of Justice ruling of September 10th, 2015 also known as O5A (Once An Article Always An Article) stating that, in case of 'complex object', the threshold for a SVHC must be applied to both the product as a whole and simultaneously to each of the articles forming part of its composition. TE has evaluated this ruling based on the new ECHA "Guidance on requirements for substances in articles" (June 2017, version 4.0) and will be updating its statements accordingly.

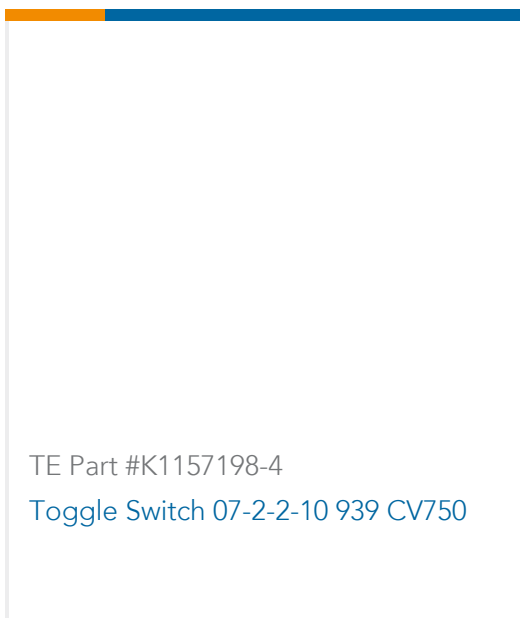
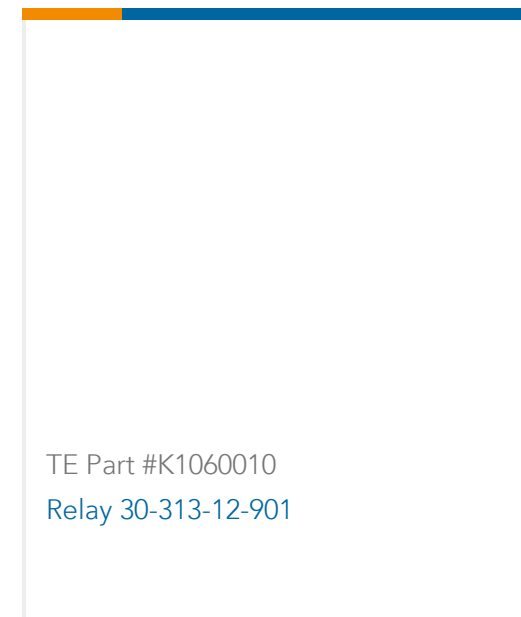
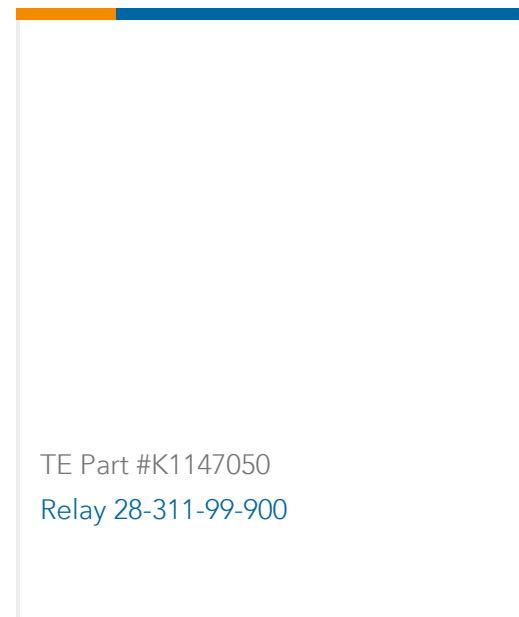
Compatible Parts



Also in the Series | KISSLING Series TS



Customers Also Bought





Documents

Product Drawings

[Push button switch TS-211-GN12](#)

German

[Push button switch TS-211-GN12](#)

English

CAD Files

[3D PDF](#)

3D

Customer View Model

[ENG_CVM_CVM_TS-211-GN12_A.2d_dxf.zip](#)

English

Customer View Model

[ENG_CVM_CVM_TS-211-GN12_A.3d_igs.zip](#)

English

Customer View Model

[ENG_CVM_CVM_TS-211-GN12_A.3d_stp.zip](#)

English

By downloading the CAD file I accept and agree to the [Terms and Conditions](#) of use.

Datasheets & Catalog Pages

[KISSLING PUSH BUTTON SWITCH Series TS](#)

English