



MEAS

TE Internal #: GA100K6A1B

TE Internal Description: DISCRETE 100K OHMS,+/-0.2C 0C TO 70C

DISCRETE NTC SERIES I

[View on TE.com >](#)

Sensors > Temperature Sensors > NTC Thermistors Sensors & Probes > NTC Thermistors > DISCRETE NTC SERIES I



Discrete NTC Sensor Type: **Epoxy Coated NTC Thermistor**

Wire Connection: **Open End**

Discrete NTC Wire Length: **76 mm**

Resistance (at 25°C): **100 kΩ**

β-Value(25/85): **4261 K**

[All DISCRETE NTC SERIES I \(26\)](#)

Features

Product Type Features

Discrete NTC Sensor Type	Epoxy Coated NTC Thermistor
Tolerance β-Value	±.5 %

Electrical Characteristics

β-Value(25/85)	4261 K
----------------	--------

Body Features

Wire Connection	Open End
-----------------	----------

Dimensions

Discrete NTC Wire Length	76 mm
--------------------------	-------

Usage Conditions

Resistance (at 25°C)	100 kΩ
Discrete NTC Ambient Temperature Range	-40 – 125 °C
Temperature Accuracy	± .2 from 0 – 70 °C
Maximum Temperature	125 °C[257 °F]

Operation/Application

Wire/Cladding Connection	32 AWG (.2mm) Alloy 180 Tin Plated
--------------------------	------------------------------------

Packaging Features



Discrete NTC Package	Epoxy Radial Discrete
----------------------	-----------------------

Product Compliance

[For compliance documentation, visit the product page on TE.com>](#)

EU RoHS Directive 2011/65/EU	Compliant
EU ELV Directive 2000/53/EC	Compliant
China RoHS 2 Directive MIIT Order No 32, 2016	No Restricted Materials Above Threshold
EU REACH Regulation (EC) No. 1907/2006	Current ECHA Candidate List: JUNE 2023 (235) Candidate List Declared Against: JUNE 2023 (235) Does not contain REACH SVHC
Halogen Content	Low Halogen - Br, Cl, F, I < 900 ppm per homogenous material. Also BFR/CFR/PVC Free
Solder Process Capability	Not reviewed for solder process capability

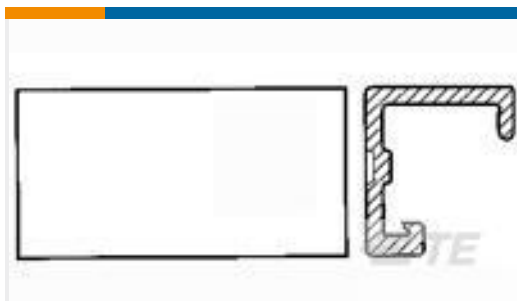
Product Compliance Disclaimer

This information is provided based on reasonable inquiry of our suppliers and represents our current actual knowledge based on the information they provided. This information is subject to change. The part numbers that TE has identified as EU RoHS compliant have a maximum concentration of 0.1% by weight in homogenous materials for lead, hexavalent chromium, mercury, PBB, PBDE, DBP, BBP, DEHP, DIBP, and 0.01% for cadmium, or qualify for an exemption to these limits as defined in the Annexes of Directive 2011/65/EU (RoHS2). Finished electrical and electronic equipment products will be CE marked as required by Directive 2011/65/EU. Components may not be CE marked. Additionally, the part numbers that TE has identified as EU ELV compliant have a maximum concentration of 0.1% by weight in homogenous materials for lead, hexavalent chromium, and mercury, and 0.01% for cadmium, or qualify for an exemption to these limits as defined in the Annexes of Directive 2000/53/EC (ELV). Regarding the REACH Regulation, the information TE provides on SVHC in articles for this part number is based on the latest European Chemicals Agency (ECHA) 'Guidance on requirements for substances in articles' posted at this URL: <https://echa.europa.eu/guidance-documents/guidance-on-reach>

Compatible Parts



Customers Also Bought



TE Part #640550-3
03P MTA100 COVER



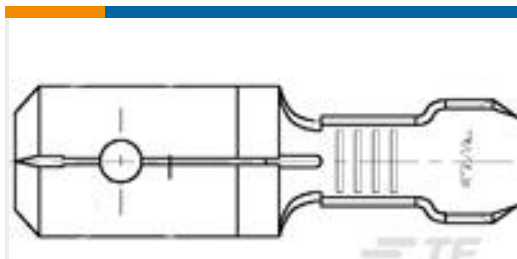
TE Part #1-1478762-5
METAL BACKSHELL 15 WAY TOP E




TE Part #1648578-1
296-0049-01100




TE Part #6648405-1
CONTACT,SKT,SIZE #0



TE Part #42474-3
250 FASTON TAB 18-14 AWG BR



TE Part #2-1768000-7
LBC-13037



TE Part #GA100K6A13
DISC-DISCRETE

Documents

CAD Files

3D PDF

3D

Customer View Model

[ENG_CVM_CVM_GA100K6A1B_11.2d_dxf.zip](#)

English

Customer View Model

[ENG_CVM_CVM_GA100K6A1B_11.3d_igs.zip](#)

English

Customer View Model

[ENG_CVM_CVM_GA100K6A1B_11.3d_stp.zip](#)

English

By downloading the CAD file I accept and agree to the [Terms and Conditions](#) of use.

Datasheets & Catalog Pages

Series_I_Thermistor_100K6A1

English

GA100K6A1 SERIES I THERMISTORS

English