

DTP06-4S ✓ ACTIVE

DEUTSCH | DEUTSCH DT, DEUTSCH DTP

TE Internal #: DTP06-4S

Housing for Female Terminals, Wire-to-Wire, 4 Position, .264 in [6.71 mm] Centerline, Sealable, Gray, Wire & Cable, Power & Signal, Hybrid

[View on TE.com >](#)



Connectors > Automotive Connectors > Automotive Housings > DEUTSCH DTP Housings



Connector System: **Wire-to-Wire**

Number of Positions: **4**

Connector & Housing Type: **Housing for Female Terminals**

Centerline (Pitch): **6.71 mm [.264 in]**

Sealable: **Yes**

[All DEUTSCH DTP Housings \(34\)](#)

Features

Product Type Features

Mixed & Hybrid Connector	No
Connector Shape	Rectangular
Connector System	Wire-to-Wire
Connector & Housing Type	Housing for Female Terminals
Sealable	Yes
Connector & Contact Terminates To	Wire & Cable
Primary Locking Feature	Integrated in Housing

Configuration Features

Blank Cavity Position	0
Number of Positions	4
Number of Rows	2

Electrical Characteristics

Operating Voltage	200 VAC
Nominal Voltage Architecture	12 V, 24 V, 48 V

Body Features

Cable Exit Angle	180°
------------------	------



Primary Product Color	Gray
-----------------------	------

Contact Features

Contact Size	Size 12
Contact Type	Socket
Mating Pin Diameter	2.39 mm[.094 in]
Contact Current Rating (Max)	25 A

Mechanical Attachment

Terminal Position Assurance	Yes
Strain Relief	Add By Accessory
Mating Alignment Type	Polarized
Mating Alignment	With
Connector Mounting Type	Cable Mount (Free-Hanging)

Housing Features

Housing Material	PA GF
Centerline (Pitch)	6.71 mm[.264 in]

Dimensions

Connector Height	24.38 mm[.96 in]
Product Width	22.05 mm[.868 in]
Product Length	34.65 mm[1.364 in]
Row-to-Row Spacing	10.16 mm[.4 in]
Compatible Insulation Diameter Range	3.4 – 4.32 mm[.134 – .17 in]

Usage Conditions

Operating Temperature (Max)	125 °C[257 °F]
Operating Temperature Range	-55 – 125 °C[-67 – 257 °F]

Operation/Application

Circuit Application	Power & Signal
---------------------	----------------

Industry Standards

Degree of Protection	IP68
Agency/Standard	SAE J2030
UL Flammability Rating	20mm Flame Test per Standard UL-94

Packaging Features



Packaging Quantity	800
--------------------	-----

Packaging Method	Box
------------------	-----

Other

Serviceable	Yes
-------------	-----

Connector Position Assurance Capable	No
--------------------------------------	----

Product Compliance

[For compliance documentation, visit the product page on TE.com>](#)

EU RoHS Directive 2011/65/EU	Compliant
------------------------------	-----------

EU ELV Directive 2000/53/EC	Compliant
-----------------------------	-----------

China RoHS 2 Directive MIIT Order No 32, 2016	No Restricted Materials Above Threshold
---	---

EU REACH Regulation (EC) No. 1907/2006	Current ECHA Candidate List: JUNE 2023 (235) Candidate List Declared Against: JUNE 2023 (235) Does not contain REACH SVHC
--	---

Halogen Content	Not Low Halogen - contains Br or Cl > 900 ppm.
-----------------	--

Solder Process Capability	Not reviewed for solder process capability
---------------------------	--

Product Compliance Disclaimer

This information is provided based on reasonable inquiry of our suppliers and represents our current actual knowledge based on the information they provided. This information is subject to change. The part numbers that TE has identified as EU RoHS compliant have a maximum concentration of 0.1% by weight in homogenous materials for lead, hexavalent chromium, mercury, PBB, PBDE, DBP, BBP, DEHP, DIBP, and 0.01% for cadmium, or qualify for an exemption to these limits as defined in the Annexes of Directive 2011/65/EU (RoHS2). Finished electrical and electronic equipment products will be CE marked as required by Directive 2011/65/EU. Components may not be CE marked. Additionally, the part numbers that TE has identified as EU ELV compliant have a maximum concentration of 0.1% by weight in homogenous materials for lead, hexavalent chromium, and mercury, and 0.01% for cadmium, or qualify for an exemption to these limits as defined in the Annexes of Directive 2000/53/EC (ELV). Regarding the REACH Regulation, the information TE provides on SVHC in articles for this part number is based on the latest European Chemicals Agency (ECHA) 'Guidance on requirements for substances in articles' posted at this URL: <https://echa.europa.eu/guidance-documents/guidance-on-reach>


Compatible Parts




TE Part # CAT-D48-SP729
DEUTSCH Sealing Plugs



TE Part # CAT-D486-CH8172
DEUTSCH DTP Housings



TE Part # CAT-D48-ST273
DEUTSCH Solid Contacts



TE Part # WP-4S
WEDGE LOCK, 4P, PLG, ORG, DTP



TE Part # 1062-12-0144
SOC, SF, SIZE 12, 12-14, AU/SN



TE Part # 1062-12-0222
SOC, SF, SIZE 12, 10, NI/NI



TE Part # CAT-D486-H342
DEUTSCH DTP Headers



TE Part # DTP15-4P
HDR, 4P, BLK, ST, SN/NI/CU



TE Part # DT-RT1
EXT TOOL, FRONT RELEASE



TE Part # DTP4S-BT-EN
BOOT, 4P, PLG, ST, LONG, GRY



TE Part # DTP4S-BT
BOOT, 4P, PLG, ST, GRY



TE Part # 180-DTP04
BKSHL, 4P, BLK, PLG, ST, SIDE AB, NW 16



TE Part # 1062-12-0166
SOC, SF, SIZE 12, 12-14, NI/SN



TE Part # 0942318R02
DTP RECP ASM



TE Part # 1062-12-0244
SOC, SF, SIZE 12, 10, AU/SN



TE Part # A90-DTP04
BKSHL, 4P, BLK, PLG, RA-U, SIDE A, NW 16



TE Part # A90-DTP04-952B
BKSHL, 4P, BLK, PLG, RA-D, SIDE A, NW 16



TE Part # B90-DTP04
BKSHL, 4P, BLK, PLG, RA-U, SIDE B, NW 16




TE Part # B90-DTP04-952B
BKSHL, 4P, BLK, PLG, RA-D, SIDE B, NW 16

Also in the Series | **DEUTSCH DT**



Automotive Connector Caps & Covers (19)



Automotive Connector Locks & Position Assurance (74)



Automotive Housings (620)



Connector Backshells (58)



Connector Seals & Cavity Plugs (6)




Connector Strain Relief (28)



Insertion & Extraction Tools (3)




Other Automotive Connector Accessories (27)



PCB Headers & Receptacles (103)

Also in the Series | DEUTSCH DTP



Automotive Connector Locks & Position Assurance (4)




Automotive Housings (34)



Connector Backshells (1)



Insertion & Extraction Tools (3)



PCB Headers & Receptacles (4)

Customers Also Bought



Documents

Product Drawings

PLG, 4P, GRY, N

English

CAD Files

Customer View Model

[ENG_CVM_CVM_DTP06-4S_99.2d_dxf.zip](#)

English

3D PDF

3D

Customer View Model

[ENG_CVM_CVM_DTP06-4S_99.3d_igs.zip](#)

English

Customer View Model

[ENG_CVM_CVM_DTP06-4S_99.3d_stp.zip](#)

English

By downloading the CAD file I accept and agree to the [Terms and Conditions](#) of use.

Datasheets & Catalog Pages

[ICT Terminals and Connectors Catalogue](#)

English

[CONNECTOR SELECTOR](#)

English

Product Specifications

[Engineering Report](#)

English

Product Environmental Compliance

[MD_DTP06-4S_1106201769_dmtec](#)

English

[MD_DTP06-4S_1106201769_dmtec](#)

English

Agency Approvals



[UL Report](#)

English