

# DTM13-12PA-R008 ✓ ACTIVE

[DEUTSCH](#) | [DEUTSCH DT](#), [DEUTSCH DTM](#)

TE Internal #: DTM13-12PA-R008

PCB Mount Header, Right Angle, Wire-to-Board, 12 Position, 4.19 mm [.165 in] Centerline, Fully Shrouded, Nickel, Through Hole - Solder, Hybrid

[View on TE.com >](#)



Connectors > PCB Connectors > PCB Headers & Receptacles



Connector System: **Wire-to-Board**

Number of Positions: **12**

Centerline (Pitch): **4.19 mm [.165 in]**

Sealable: **Yes**

PCB Mount Orientation: **Right Angle**

## Features

### Product Type Features

Hybrid Header	No
Connector Shape	Rectangular
PCB Connector Assembly Type	PCB Mount Header
Header Type	Fully Shrouded
Connector System	Wire-to-Board
Sealable	Yes
Connector & Contact Terminates To	Wire & Cable

### Configuration Features

Number of Sections	1
Connector Modification	PCB Enclosure Header
Number of Signal Positions	12
Number of Positions	12
PCB Mount Orientation	Right Angle
Number of Rows	2



### Electrical Characteristics

Voltage Rating (Max)	250 VAC
Nominal Voltage Architecture	12 V, 24 V
Operating Voltage	250 VAC

### Body Features

Primary Product Color	Black
Connector & Keying Code	A

### Contact Features

Contact Size	Size 20
Contact Type	Pin
Mating Pin Diameter	1.02 mm[.04 in]
Contact Mating Area Plating Material	Nickel
Contact Current Rating (Max)	7.5 A

### Termination Features

Termination Method to Printed Circuit Board	Through Hole - Solder
---	-----------------------

### Mechanical Attachment

Mounting Holes	With
Mating Alignment Type	Keyed
Mating Retention	With
Mating Alignment	With
PCB Mount Alignment	Without
Panel Mount Feature	Without
PCB Mount Retention	With
PCB Mount Retention Type	Mounting Screw
Mating Retention Type	Locking Interface
Connector Mounting Type	Panel Mount

### Housing Features

Centerline (Pitch)	4.19 mm[.165 in]
--------------------	------------------

### Dimensions

Connector Length	36.91 mm[1.453 in]
Connector Width	60.96 mm[2.4 in]
PCB Thickness (Recommended)	.78 – 1.57 mm[.031 – .062 in]



Profile Height from PCB	25.71 mm[1.012 in]
-------------------------	--------------------

### Usage Conditions

Operating Temperature (Max)	125 °C[257 °F]
Operating Temperature Range	-55 – 125 °C[-67 – 257 °F]

### Operation/Application

Shielded	No
Circuit Application	Signal

### Industry Standards

Degree of Protection	IP67, IP6K9K
UL Rating	None
UL Flammability Rating	Not tested

### Packaging Features

Packaging Type	Box
Packaging Quantity	105

### Other

Interface Number	DTM04-12P
------------------	-----------

## Product Compliance

[For compliance documentation, visit the product page on TE.com>](#)

EU RoHS Directive 2011/65/EU	Compliant
EU ELV Directive 2000/53/EC	Compliant
China RoHS 2 Directive MIIT Order No 32, 2016	No Restricted Materials Above Threshold
EU REACH Regulation (EC) No. 1907/2006	Current ECHA Candidate List: JUNE 2023 (235) Candidate List Declared Against: JUNE 2023 (235) SVHC > Threshold: Octamethylcyclotetrasiloxane (D4) (.5% in Component Part) Dodecamethylcyclohexasiloxane (D6) (.5% in Component Part) Decamethylcyclopentasiloxane (D5) (.5% in Component Part)
Halogen Content	Not Low Halogen - contains Br or Cl > 900 ppm.

**Article Safe Usage Statements:**  
Wash thoroughly after handling. Recycle if possible and dispose of the article by following all applicable governmental regulations relevant to your geographic location.

Solder Process Capability

Not reviewed for solder process capability

Product Compliance Disclaimer

This information is provided based on reasonable inquiry of our suppliers and represents our current actual knowledge based on the information they provided. This information is subject to change. The part numbers that TE has identified as EU RoHS compliant have a maximum concentration of 0.1% by weight in homogenous materials for lead, hexavalent chromium, mercury, PBB, PBDE, DBP, BBP, DEHP, DIBP, and 0.01% for cadmium, or qualify for an exemption to these limits as defined in the Annexes of Directive 2011/65/EU (RoHS2). Finished electrical and electronic equipment products will be CE marked as required by Directive 2011/65/EU. Components may not be CE marked. Additionally, the part numbers that TE has identified as EU ELV compliant have a maximum concentration of 0.1% by weight in homogenous materials for lead, hexavalent chromium, and mercury, and 0.01% for cadmium, or qualify for an exemption to these limits as defined in the Annexes of Directive 2000/53/EC (ELV). Regarding the REACH Regulation, the information TE provides on SVHC in articles for this part number is based on the latest European Chemicals Agency (ECHA) 'Guidance on requirements for substances in articles' posted at this URL: <https://echa.europa.eu/guidance-documents/guidance-on-reach>

## Compatible Parts



TE Part # CAT-D485-CH8172  
DEUTSCH DTM Housings



TE Part # EEC-325X4B-E016  
ENCLOSURE, 3.25 X 4, CLR, NO VENT



TE Part # EEC-325X4A-E016  
ENCLOSURE, 3.25 X 4, CLR, VENT



TE Part # EEC-325X4A  
ENCLOSURE, 3.25 X 4, BLK, VENT



TE Part # EEC-325X4B  
ENCLOSURE, 3.25 X 4, BLK, NO VENT


## Also in the Series | DEUTSCH DT




Automotive Connector Caps & Covers  
(47)




Automotive Connector Locks & Position Assurance(74)



Automotive Housings(619)



Connector Backshells(58)




Connector Seals & Cavity Plugs(6)



Insertion & Extraction Tools(3)



Other Automotive Connector Accessories(27)




PCB Headers & Receptacles(103)

Also in the Series | **DEUTSCH DTM**



Automotive Connector Caps & Covers (35)



Automotive Connector Locks & Position Assurance(17)




Automotive Housings(100)



Connector Backshells(6)



Insertion & Extraction Tools(2)



PCB Headers & Receptacles(36)

Customers Also Bought



TE Part #208338-1  
SEAL PROTECTOR SOCKET




TE Part #2267072-4  
PMS9P1B10M2QE



TE Part #HD36-18-21SN-059  
PLG,21P,AL,N, CBL CLMP BT, DRAIN,  
20,S,MC



TE Part #1011-055-1205  
SEAL RET, 12P, BRN, DTM, D



TE Part #1379114-2  
12pos MQS .63 header 180deg



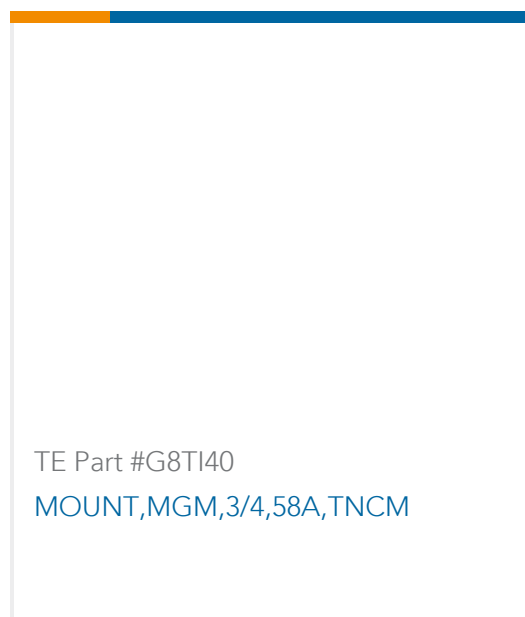
TE Part #2333580-1  
DTM13-12PA-R019, HDR,12P, BLK,RA,  
NI/CU,A



TE Part #1-1473193-0  
025/040 70POS CAP ASSY H RND



TE Part #881545-8  
AMP SHUNT ASS'Y



## Documents

### Product Drawings

[HDR, 12P, BLK, RA EEC, NI/CU, A](#)

English

### CAD Files

[3D PDF](#)

3D

Customer View Model

[ENG\\_CVM\\_CVM\\_DTM13-12PA-R008\\_C.2d\\_dxf.zip](#)

English

Customer View Model

[ENG\\_CVM\\_CVM\\_DTM13-12PA-R008\\_C.3d\\_igs.zip](#)

English

Customer View Model

[ENG\\_CVM\\_CVM\\_DTM13-12PA-R008\\_C.3d\\_stp.zip](#)

English

By downloading the CAD file I accept and agree to the [Terms and Conditions](#) of use.

### Datasheets & Catalog Pages

[ICT Terminals and Connectors Catalogue](#)

English

[CONNECTOR SELECTOR](#)

English

### Product Specifications

[Application Specification](#)

English

### Agency Approvals

[UL Report](#)

English