

DTM06-2S-P006 ✓ ACTIVE

DEUTSCH | DEUTSCH DT, DEUTSCH DTM

TE Internal #: DTM06-2S-P006

Housing for Female Terminals, Component-to-Wire, 2 Position, .165 in [4.19 mm] Centerline, Sealable, Gray, Wire & Cable, Power & Signal, Hybrid

[View on TE.com >](#)



Connectors > Automotive Connectors > Automotive Housings > DEUTSCH DTM Housings



Connector System: **Component-to-Wire**

Number of Positions: **2**

Connector & Housing Type: **Housing for Female Terminals**

Centerline (Pitch): **4.19 mm [.165 in]**

Sealable: **Yes**

[All DEUTSCH DTM Housings \(109\)](#)

Features

Product Type Features

Mixed & Hybrid Connector	No
Connector Shape	Rectangular
Connector System	Component-to-Wire
Connector & Housing Type	Housing for Female Terminals
Sealable	Yes
Connector & Contact Terminates To	Wire & Cable
Primary Locking Feature	Integrated in Housing

Configuration Features

Blank Cavity Position	0
Connector Modification	Terminating Resistor, J1939
Number of Positions	2
Number of Rows	1



Electrical Characteristics

Operating Voltage	250 VAC
Nominal Voltage Architecture	12 V, 24 V, 48 V

Body Features

Cable Exit Angle	180°
Primary Product Color	Gray
Connector & Keying Code	A

Contact Features

Contact Size	Size 20
Contact Type	Socket
Mating Pin Diameter	1.02 mm[.04 in]
Contact Current Rating (Max)	7.5 A

Mechanical Attachment

Terminal Position Assurance	Yes
Strain Relief	Add By Accessory
Mating Alignment Type	Keyed
Mating Alignment	With
Connector Mounting Type	Cable Mount (Free-Hanging)

Housing Features

Housing Material	PA GF
Centerline (Pitch)	4.19 mm[.165 in]

Dimensions

Connector Height	12.9 mm[.508 in]
Product Width	14.45 mm[.569 in]
Product Length	29.08 mm[1.145 in]
Compatible Insulation Diameter Range	1.35 – 3.05 mm[.053 – .12 in]

Usage Conditions

Operating Temperature (Max)	125 °C[257 °F]
Operating Temperature Range	-55 – 125 °C[-67 – 257 °F]

Operation/Application

Circuit Application	Power & Signal
---------------------	----------------

Industry Standards



Degree of Protection	IP68, IP6K9K
Agency/Standard	SAE J2030
UL Flammability Rating	20mm Flame Test per Standard UL-94

Packaging Features

Packaging Quantity	1000
Packaging Method	Box

Other

Serviceable	No
Connector Position Assurance Capable	No

Product Compliance


[For compliance documentation, visit the product page on TE.com>](#)

EU RoHS Directive 2011/65/EU	Compliant with Exemptions
EU ELV Directive 2000/53/EC	Compliant with Exemptions
China RoHS 2 Directive MIIT Order No 32, 2016	Restricted Materials Above Threshold
EU REACH Regulation (EC) No. 1907/2006	Current ECHA Candidate List: JUNE 2023 (235) Candidate List Declared Against: JUNE 2023 (235) SVHC > Threshold: Pb (1.2% in Component Part) Article Safe Usage Statements: Do not eat, drink or smoke when using this product. Wash thoroughly after handling. Recycle if possible and dispose of the article by following all applicable governmental regulations relevant to your geographic location.
Halogen Content	Not Low Halogen - contains Br or Cl > 900 ppm.
Solder Process Capability	Not reviewed for solder process capability

Product Compliance Disclaimer

This information is provided based on reasonable inquiry of our suppliers and represents our current actual knowledge based on the information they provided. This information is subject to change. The part numbers that TE has identified as EU RoHS compliant have a maximum concentration of 0.1% by weight in homogenous materials for lead, hexavalent chromium, mercury, PBB, PBDE, DBP, BBP, DEHP, DIBP, and 0.01% for cadmium, or qualify for an exemption to these limits as defined in the Annexes of Directive 2011/65/EU (RoHS2). Finished electrical and electronic equipment products will be CE marked as required by Directive 2011/65/EU. Components may not be CE marked. Additionally, the part numbers that TE has identified as EU ELV compliant have a maximum concentration of 0.1% by weight in homogenous materials for lead, hexavalent chromium, and mercury, and 0.01% for cadmium, or qualify for an exemption to these limits as defined in the Annexes of Directive 2000/53/EC (ELV). Regarding the REACH Regulation, the information TE provides on SVHC in articles for this part number is based on the latest European Chemicals Agency (ECHA) 'Guidance on requirements for substances in articles' posted at this URL: <https://echa.europa.eu/guidance-documents/guidance-on-reach>


Compatible Parts




TE Part # CAT-D485-CH8172
DEUTSCH DTM Housings



TE Part # 1028-041-0205
BKSHL, 2P, BLK, PLG, ST, NW 8.5




TE Part # DTM04-2P-P083
REC, 2P, GRY, 220 OHM RESISTOR, AU, A



TE Part # DTM04-2P-C035
REC, 2P, GRY, CAV 2 BLOCKED


Also in the Series | DEUTSCH DT




Automotive Connector Caps & Covers (19)




Automotive Connector Locks & Position Assurance(74)



Automotive Housings(620)




Connector Backshells(58)




Connector Seals & Cavity Plugs(6)



Connector Strain Relief(28)



Insertion & Extraction Tools(3)




Other Automotive Connector Accessories(27)



PCB Headers & Receptacles(103)

Also in the Series | DEUTSCH DTM

Automotive Connector Caps & Covers
(7)Automotive Connector Locks &
Position Assurance(17)

Automotive Housings(100)




Connector Backshells(6)



Connector Strain Relief(28)



Insertion & Extraction Tools(2)



PCB Headers & Receptacles(36)

Customers Also Bought

TE Part #HD36-24-21SE
PLG, 21P, AL, E, 12/16, STE Part #DRB16-128SAE-L018
PLG, 128P, BLK, E, CAP, ATE Part #1-2328352-2
25POS, MIXED, REC HSG, ASSY,
SEALED, COD ATE Part #1-1355154-1
MQS STIFTWANNE 18PTE Part #DTM04-08PA-EE08
DEUTSCH DTM HousingsTE Part #WHDS-24-1
STRAIN RELIEF, HD30, 24SZ, STTE Part #WHDS-24-2
STRAIN RELIEF, HD30, 24SZ, RATE Part #K5000061
Batt. Disconnecter 35-314-131-R-901

Documents

Product Drawings

PLG, 2P, GRY, 120 OHM RESISTOR, AU, A

English

CAD Files

Customer View Model

ENG_CVM_CVM_DTM06-2S-P006_99.2d_dxf.zip

English

3D PDF



3D

Customer View Model

[ENG_CVM_CVM_DTM06-2S-P006_99.3d_igs.zip](#)

English

Customer View Model

[ENG_CVM_CVM_DTM06-2S-P006_99.3d_stp.zip](#)

English

By downloading the CAD file I accept and agree to the [Terms and Conditions](#) of use.

Datasheets & Catalog Pages

[ICT Terminals and Connectors Catalogue](#)

English

[CONNECTOR SELECTOR](#)

English

Product Specifications

[Application Specification](#)

English

Agency Approvals

[UL Report](#)

English