

# DTF13-2P ✓ ACTIVE

DEUTSCH | DEUTSCH DT

TE Internal #: DTF13-2P

PCB Mount Header, Right Angle, Wire-to-Board, 2 Position, 5.46 mm [.215 in] Centerline, Fully Shrouded, Tin, Through Hole - Solder, DEUTSCH DT

[View on TE.com >](#)



Connectors > PCB Connectors > PCB Headers & Receptacles > DEUTSCH DT Headers



Connector System: **Wire-to-Board**

Number of Positions: **2**

Centerline (Pitch): **5.46 mm [.215 in]**

Sealable: **Yes**

PCB Mount Orientation: **Right Angle**

[All DEUTSCH DT Headers \(72\)](#)

## Features

### Product Type Features

Mixed & Hybrid Header	No
Connector Shape	Rectangular
PCB Connector Assembly Type	PCB Mount Header
Header Type	Fully Shrouded
Connector System	Wire-to-Board
Sealable	Yes
Connector & Contact Terminates To	Wire & Cable

### Configuration Features

Number of Sections	1
Number of Signal Positions	2
Number of Positions	2
PCB Mount Orientation	Right Angle
Number of Rows	1

### Electrical Characteristics

Voltage Rating (Max)	250 VAC
Nominal Voltage Architecture	12 V, 24 V
Operating Voltage	250 VAC



### Body Features

Primary Product Color	Black
-----------------------	-------

### Contact Features

Contact Size	Size 16
Contact Type	Pin
Mating Pin Diameter	1.59 mm[.063 in]
Contact Mating Area Plating Material	Tin
Contact Current Rating (Max)	13 A

### Termination Features

Termination Method to Printed Circuit Board	Through Hole - Solder
---	-----------------------

### Mechanical Attachment

Mounting Holes	With
Mating Alignment Type	Not Keyed
Mating Retention	With
Mating Alignment	Without
PCB Mount Alignment	Without
Panel Mount Feature	Without
PCB Mount Retention	With
PCB Mount Retention Type	Mounting Screw
Mating Retention Type	Locking Interface
Connector Mounting Type	Board Mount

### Housing Features

Centerline (Pitch)	5.46 mm[.215 in]
--------------------	------------------

### Dimensions

Connector Length	30.24 mm[1.191 in]
Connector Width	23.52 mm[.926 in]
PCB Thickness (Recommended)	.78 – 2.36 mm[.031 – .093 in]
Profile Height from PCB	19.3 mm[.76 in]

### Usage Conditions

Operating Temperature (Max)	125 °C[257 °F]
Operating Temperature Range	-55 – 125 °C[-67 – 257 °F]

### Operation/Application



Shielded	No
----------	----

Circuit Application	Power & Signal
---------------------	----------------

### Industry Standards

Degree of Protection	Not Tested
----------------------	------------

UL Rating	Recognized
-----------	------------

UL Flammability Rating	UL 94V-0
------------------------	----------

### Packaging Features

Packaging Type	Box
----------------	-----

Packaging Quantity	728
--------------------	-----

### Other

Interface Number	DT04-2P
------------------	---------

## Product Compliance

[For compliance documentation, visit the product page on TE.com>](#)

EU RoHS Directive 2011/65/EU	Compliant with Exemptions
------------------------------	---------------------------

EU ELV Directive 2000/53/EC	Compliant
-----------------------------	-----------

China RoHS 2 Directive MIIT Order No 32, 2016	Restricted Materials Above Threshold
---	--------------------------------------

EU REACH Regulation (EC) No. 1907/2006	<p>Current ECHA Candidate List: JUNE 2023 (235)</p> <p>Candidate List Declared Against: JUNE 2023 (235)</p> <p>SVHC &gt; Threshold:</p> <p>Pb (2.75% in Component Part)</p> <p><b>Article Safe Usage Statements:</b> Do not eat, drink or smoke when using this product. Wash thoroughly after handling. Recycle if possible and dispose of the article by following all applicable governmental regulations relevant to your geographic location.</p>
--	--

Halogen Content	Not Low Halogen - contains Br or Cl > 900 ppm.
-----------------	--

Solder Process Capability	Not reviewed for solder process capability
---------------------------	--

#### Product Compliance Disclaimer

This information is provided based on reasonable inquiry of our suppliers and represents our current actual knowledge based on the information they provided. This information is subject to change. The part numbers that TE has identified as EU RoHS compliant have a maximum concentration of 0.1% by weight in homogenous materials for lead, hexavalent chromium, mercury, PBB, PBDE, DBP, BBP, DEHP, DIBP, and 0.01% for cadmium, or qualify for an exemption to these limits as defined in the Annexes of Directive 2011/65/EU (RoHS2). Finished electrical and electronic equipment products will be CE marked as required by Directive 2011/65/EU. Components may not be CE marked. Additionally, the part numbers that TE has identified as EU ELV compliant have a maximum concentration of 0.1% by weight in homogenous materials for lead, hexavalent chromium, and mercury, and 0.01% for cadmium, or qualify for an exemption to these limits as defined in the Annexes of Directive 2000/53/EC (ELV). Regarding the REACH Regulation, the information TE provides

on SVHC in articles for this part number is based on the latest European Chemicals Agency (ECHA) 'Guidance on requirements for substances in articles' posted at this URL: <https://echa.europa.eu/guidance-documents/guidance-on-reach>


## Compatible Parts



TE Part # CAT-J41-DDPC  
DEUTSCH DT Plug Connectors



TE Part # 1-2303815-3  
DT06-2S-TN32, PLG, 2P, BLK, N, SNAPCAP



TE Part # CAT-D487-CH8172  
DEUTSCH DT Series Housings & Connectors



TE Part # 1-2303815-1  
DT06-2S-TE31, PLG, 2P, GRY, E, SNAPCAP



TE Part # 1-2303815-4  
DT06-2S-TE32, PLG, 2P, BLK, E, SNAPCAP



TE Part # 2-2303815-1  
DT06-2S-TE81, PLG, 2P, GRY, E, SNAPXCAP



TE Part # 1-2303815-2  
DT06-2S-TN31, PLG, 2P, GRY, N, SNAPCAP



TE Part # 2-2303815-2  
DT06-2S-TN81, PLG, 2P, GRY, N, SNAPXCAP



TE Part # 2-2303815-3  
DT06-2S-TN82, PLG, 2P, BLK, N, SNAPXCAP


## Also in the Series | DEUTSCH DT




Automotive Connector Caps & Covers (19)



Automotive Connector Locks & Position Assurance (74)




Automotive Housings (620)



Connector Backshells (58)

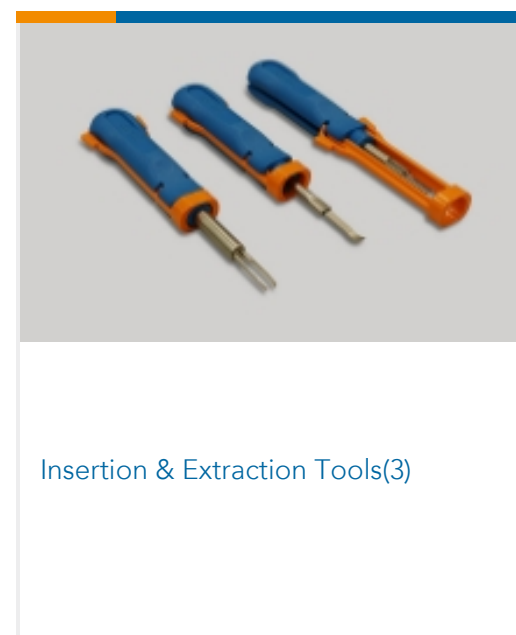




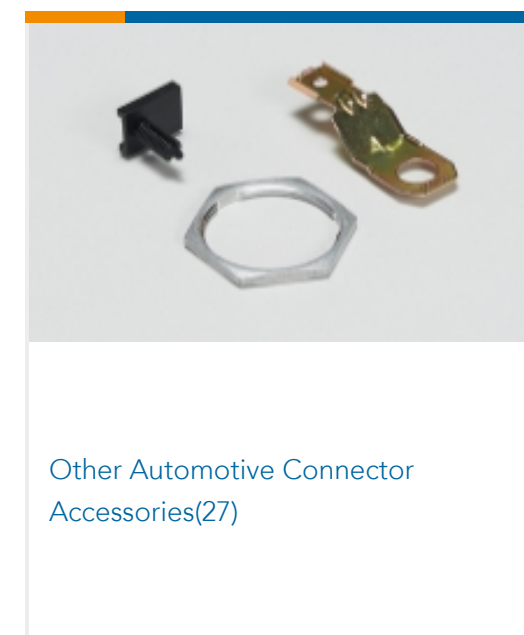
Connector Seals &amp; Cavity Plugs(6)



Connector Strain Relief(28)



Insertion &amp; Extraction Tools(3)

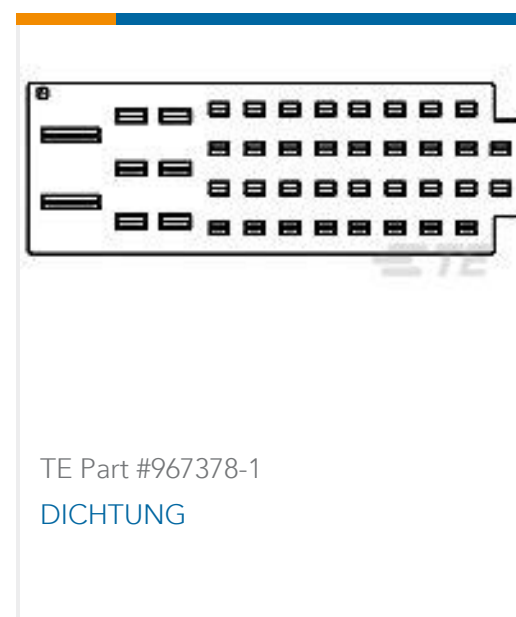


Other Automotive Connector Accessories(27)



PCB Headers &amp; Receptacles(103)

## Customers Also Bought

TE Part #HDP26-24-7SN-CL18  
PLG, 7P, BLK, N, 4AWG, RNG, 4/16, STE Part #1-2176392-3  
RQ 1206 178K 0.1% 10PPM 5K RLTE Part #778120-000  
242W053-25-0TE Part #DTF15-12PB  
DEUTSCH DT HeadersTE Part #K1160367  
Emergency Switch ES-2003-T211TE Part #HC5881  
BAT 1/4" UNC BOLT/WASHER ASSMBTE Part #967378-1  
DICHTUNGTE Part #HC5734  
LEAD CONNECTOR 50mm +VE

## Documents

### Product Drawings

[HDR, 2P, BLK, RA, SN/NI/CU](#)

English

### CAD Files

[Customer View Model](#)

[ENG\\_CVM\\_CVM\\_DTF13-2P\\_99.2d\\_dxf.zip](#)

English

[3D PDF](#)



3D

Customer View Model

[ENG\\_CVM\\_CVM\\_DTF13-2P\\_99.3d\\_igs.zip](#)

English

Customer View Model

[ENG\\_CVM\\_CVM\\_DTF13-2P\\_99.3d\\_stp.zip](#)

English

By downloading the CAD file I accept and agree to the [Terms and Conditions](#) of use.

---

### Datasheets & Catalog Pages

[ICT Terminals and Connectors Catalogue](#)

English

[CONNECTOR SELECTOR](#)

English

---

### Product Specifications

[Application Specification](#)

English

---

### Agency Approvals

[UL Report](#)

English