

DTF13-12PB ✓ ACTIVE

DEUTSCH | DEUTSCH DT

TE Internal #: DTF13-12PB

PCB Mount Header, Right Angle, Wire-to-Board, 12 Position, 1.45 mm [.175 in] Centerline, Fully Shrouded, Tin, Through Hole - Solder, DEUTSCH DT

[View on TE.com >](#)



Connectors > PCB Connectors > PCB Headers & Receptacles > DEUTSCH DT Headers



Connector System: **Wire-to-Board**

Number of Positions: **12**

Centerline (Pitch): **1.45 mm [.175 in]**

Sealable: **Yes**

PCB Mount Orientation: **Right Angle**

[All DEUTSCH DT Headers \(72\)](#)

Features

Product Type Features

Mixed & Hybrid Header	No
Connector Shape	Rectangular
PCB Connector Assembly Type	PCB Mount Header
Header Type	Fully Shrouded
Connector System	Wire-to-Board
Sealable	Yes
Connector & Contact Terminates To	Wire & Cable

Configuration Features

Number of Sections	1
Number of Signal Positions	12
Number of Positions	12
PCB Mount Orientation	Right Angle
Number of Rows	2

Electrical Characteristics

Voltage Rating (Max)	250 VAC
Nominal Voltage Architecture	12 V, 24 V
Operating Voltage	250 VAC



Body Features

Primary Product Color	Black
Connector & Keying Code	B

Contact Features

Contact Size	Size 16
Contact Type	Pin
Mating Pin Diameter	1.59 mm[.063 in]
Contact Mating Area Plating Material	Tin
Contact Current Rating (Max)	13 A

Termination Features

Termination Method to Printed Circuit Board	Through Hole - Solder
---	-----------------------

Mechanical Attachment

Mounting Holes	With
Mating Alignment Type	Keyed
Mating Retention	With
Mating Alignment	With
PCB Mount Alignment	Without
Panel Mount Feature	Without
PCB Mount Retention	With
PCB Mount Retention Type	Mounting Screw
Mating Retention Type	Locking Interface
Connector Mounting Type	Board Mount

Housing Features

Centerline (Pitch)	1.45 mm[.175 in]
--------------------	------------------

Dimensions

Connector Length	34.29 mm[1.35 in]
Connector Width	41.58 mm[1.637 in]
PCB Thickness (Recommended)	.78 – 2.36 mm[.031 – .093 in]
Profile Height from PCB	23.01 mm[.906 in]

Usage Conditions

Operating Temperature (Max)	125 °C[257 °F]
Operating Temperature Range	-55 – 125 °C[-67 – 257 °F]



Operation/Application

Shielded	No
Circuit Application	Power & Signal

Industry Standards

Degree of Protection	Not Tested
UL Rating	Recognized
UL Flammability Rating	UL 94V-0

Packaging Features

Packaging Type	Box
Packaging Quantity	280

Other

Interface Number	DT04-12PB-B016
------------------	----------------

Product Compliance

[For compliance documentation, visit the product page on TE.com>](#)

EU RoHS Directive 2011/65/EU	Compliant with Exemptions
EU ELV Directive 2000/53/EC	Compliant
China RoHS 2 Directive MIIT Order No 32, 2016	Restricted Materials Above Threshold
EU REACH Regulation (EC) No. 1907/2006	Current ECHA Candidate List: JUNE 2023 (235) Candidate List Declared Against: JUNE 2023 (235) SVHC > Threshold: Pb (3.7% in Component Part) Article Safe Usage Statements: Do not eat, drink or smoke when using this product. Wash thoroughly after handling. Recycle if possible and dispose of the article by following all applicable governmental regulations relevant to your geographic location.
Halogen Content	Not Low Halogen - contains Br or Cl > 900 ppm.
Solder Process Capability	Not reviewed for solder process capability

Product Compliance Disclaimer


This information is provided based on reasonable inquiry of our suppliers and represents our current actual knowledge based on the information they provided. This information is subject to change. The part numbers that TE has identified as EU RoHS compliant have a maximum concentration of 0.1% by weight in homogenous materials for lead, hexavalent chromium, mercury, PBB, PBDE, DBP, BBP, DEHP, DIBP, and 0.01% for cadmium, or qualify for an exemption to these limits as defined in the Annexes of Directive 2011/65/EU (RoHS2). Finished electrical and electronic equipment products will be CE marked as required by Directive 2011/65/EU. Components may not be CE marked. Additionally, the part numbers that TE has identified as EU ELV compliant have a maximum concentration of 0.1% by weight in homogenous materials for lead, hexavalent chromium, and mercury, and 0.01% for cadmium, or qualify for an exemption to these limits as defined in the Annexes of Directive 2000/53/EC (ELV). Regarding the REACH Regulation, the information TE provides

on SVHC in articles for this part number is based on the latest European Chemicals Agency (ECHA) 'Guidance on requirements for substances in articles' posted at this URL: <https://echa.europa.eu/guidance-documents/guidance-on-reach>

Compatible Parts



TE Part # CAT-J41-DDPC
DEUTSCH DT Plug Connectors




TE Part # CAT-D487-CH8172
DEUTSCH DT Series Housings & Connectors


Also in the Series | DEUTSCH DT




Automotive Connector Caps & Covers (19)



Automotive Connector Locks & Position Assurance (74)



Automotive Housings (620)




Connector Backshells (58)




Connector Seals & Cavity Plugs (6)



Connector Strain Relief (28)



Insertion & Extraction Tools (3)

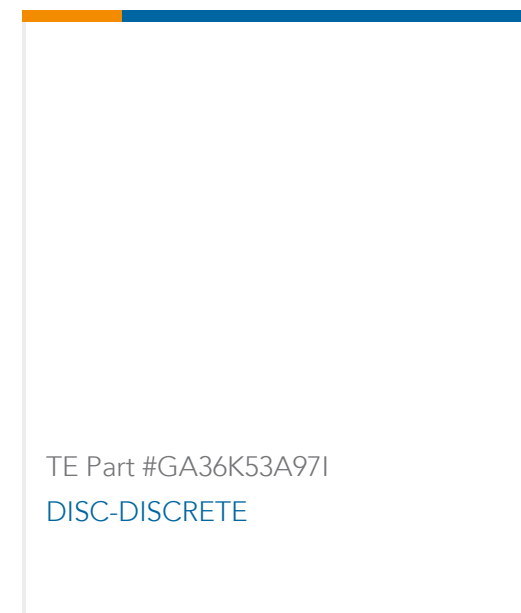
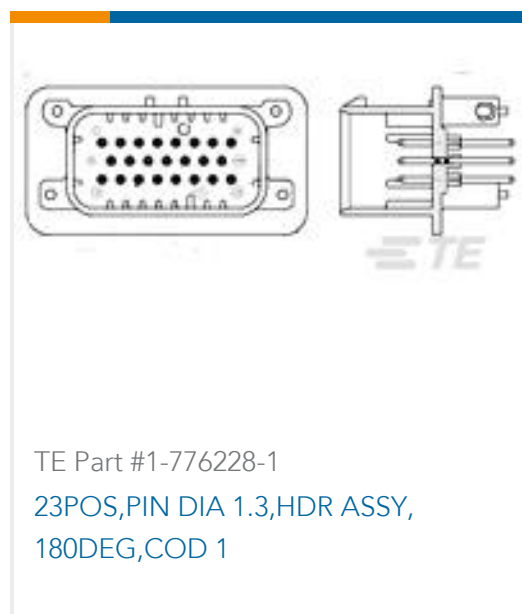


Other Automotive Connector Accessories (27)



PCB Headers & Receptacles (103)

Customers Also Bought



Documents

Product Drawings

HDR, 12P, BLK, RA, SN/NI/CU, B

English

CAD Files

3D PDF

3D

Customer View Model

[ENG_CVM_CVM_DTF13-12PB_99_c-dtf13-12pb-99.2d_dxf.zip](#)

English

Customer View Model

[ENG_CVM_CVM_DTF13-12PB_99_c-dtf13-12pb-99.3d_igs.zip](#)

English

Customer View Model

[ENG_CVM_CVM_DTF13-12PB_99_c-dtf13-12pb-99.3d_stp.zip](#)

English

By downloading the CAD file I accept and agree to the [Terms and Conditions](#) of use.

Datasheets & Catalog Pages

ICT Terminals and Connectors Catalogue

English

CONNECTOR SELECTOR

English

Product Specifications

Application Specification

English



[Agency Approvals](#)

[UL Report](#)

English