

DT15-08PD ✓ ACTIVE

DEUTSCH | DEUTSCH DT

TE Internal #: DT15-08PD

PCB Mount Header, Vertical, Wire-to-Board, 8 Position, 5.46 mm [.215 in] Centerline, Fully Shrouded, Nickel, Through Hole - Solder, Sealable

[View on TE.com >](#)



Connectors > PCB Connectors > PCB Headers & Receptacles > DEUTSCH DT Headers



Connector System: **Wire-to-Board**

Number of Positions: **8**

Number of Rows: **2**

Centerline (Pitch): **5.46 mm [.215 in]**

PCB Mount Orientation: **Vertical**

[All DEUTSCH DT Headers \(72\)](#)

Features

Product Type Features

Mixed & Hybrid Header	No
Connector Shape	Rectangular
Connector System	Wire-to-Board
Header Type	Fully Shrouded
Sealable	Yes
Connector & Contact Terminates To	Wire & Cable
PCB Connector Assembly Type	PCB Mount Header

Configuration Features

Number of Sections	1
Number of Signal Positions	8
Number of Positions	8
Number of Rows	2
PCB Mount Orientation	Vertical



Electrical Characteristics

Voltage Rating (Max)	250 VAC
Nominal Voltage Architecture	12 V, 24 V
Operating Voltage	250 VAC

Body Features

Connector & Keying Code	D
Primary Product Color	Brown

Contact Features

Contact Size	Size 16
Mating Pin Diameter	1.59 mm[.063 in]
Contact Mating Area Plating Material	Nickel
Contact Type	Pin
Contact Current Rating (Max)	13 A

Termination Features

Termination Method to Printed Circuit Board	Through Hole - Solder
---	-----------------------

Mechanical Attachment

Mounting Holes	With
Mating Alignment Type	Keyed
Mating Retention	With
Panel Mount Feature	With
PCB Mount Retention Type	Mounting Screw
Mating Retention Type	Locking Interface
Connector Mounting Type	Board Mount
Mating Alignment	With
PCB Mount Alignment	Without
PCB Mount Retention	With

Housing Features

Centerline (Pitch)	5.46 mm[.215 in]
--------------------	------------------

Dimensions

Connector Length	39.24 mm[1.545 in]
Connector Width	55.12 mm[2.17 in]
PCB Thickness (Recommended)	.78 – 2.36 mm[.031 – .093 in]



Profile Height from PCB	35.48 mm[1.397 in]
-------------------------	--------------------

Usage Conditions

Operating Temperature (Max)	125 °C[257 °F]
Operating Temperature Range	-55 – 125 °C[-67 – 257 °F]

Operation/Application

Shielded	No
Circuit Application	Power & Signal

Industry Standards

Degree of Protection	Not Tested
UL Rating	Recognized
UL Flammability Rating	UL 94V-0

Packaging Features

Packaging Quantity	125
Packaging Type	Box

Other

Interface Number	DT04-08PD
------------------	-----------

Product Compliance

[For compliance documentation, visit the product page on TE.com>](#)

EU RoHS Directive 2011/65/EU	Compliant
EU ELV Directive 2000/53/EC	Compliant
China RoHS 2 Directive MIIT Order No 32, 2016	No Restricted Materials Above Threshold
EU REACH Regulation (EC) No. 1907/2006	Current ECHA Candidate List: JUNE 2023 (235) Candidate List Declared Against: JUNE 2023 (235) SVHC > Threshold: Octamethylcyclotetrasiloxane (D4) (.5% in Component Part) Dodecamethylcyclohexasiloxane (D6) (.5% in Component Part) Decamethylcyclopentasiloxane (D5) (.5% in Component Part) Article Safe Usage Statements: Wash thoroughly after handling. Recycle if possible and dispose of the article by following all applicable governmental regulations relevant to your geographic location.
Halogen Content	Not Low Halogen - contains Br or Cl > 900 ppm.

Solder Process Capability

Not reviewed for solder process capability

Product Compliance Disclaimer

This information is provided based on reasonable inquiry of our suppliers and represents our current actual knowledge based on the information they provided. This information is subject to change. The part numbers that TE has identified as EU RoHS compliant have a maximum concentration of 0.1% by weight in homogenous materials for lead, hexavalent chromium, mercury, PBB, PBDE, DBP, BBP, DEHP, DIBP, and 0.01% for cadmium, or qualify for an exemption to these limits as defined in the Annexes of Directive 2011/65/EU (RoHS2). Finished electrical and electronic equipment products will be CE marked as required by Directive 2011/65/EU. Components may not be CE marked. Additionally, the part numbers that TE has identified as EU ELV compliant have a maximum concentration of 0.1% by weight in homogenous materials for lead, hexavalent chromium, and mercury, and 0.01% for cadmium, or qualify for an exemption to these limits as defined in the Annexes of Directive 2000/53/EC (ELV). Regarding the REACH Regulation, the information TE provides on SVHC in articles for this part number is based on the latest European Chemicals Agency (ECHA) 'Guidance on requirements for substances in articles' posted at this URL: <https://echa.europa.eu/guidance-documents/guidance-on-reach>

Compatible Parts



TE Part # CAT-J41-DDPC
DEUTSCH DT Plug Connectors



TE Part # CAT-D487-CH8172
DEUTSCH DT Series Housings & Connectors

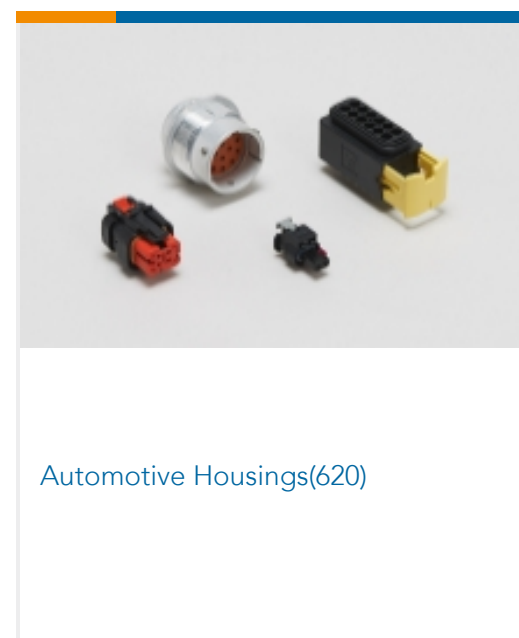
Also in the Series | DEUTSCH DT




Automotive Connector Caps & Covers (19)




Automotive Connector Locks & Position Assurance (74)




Automotive Housings (620)



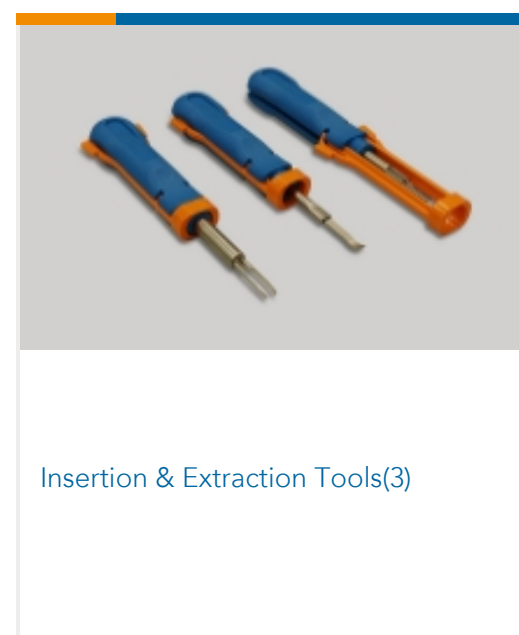
Connector Backshells (58)



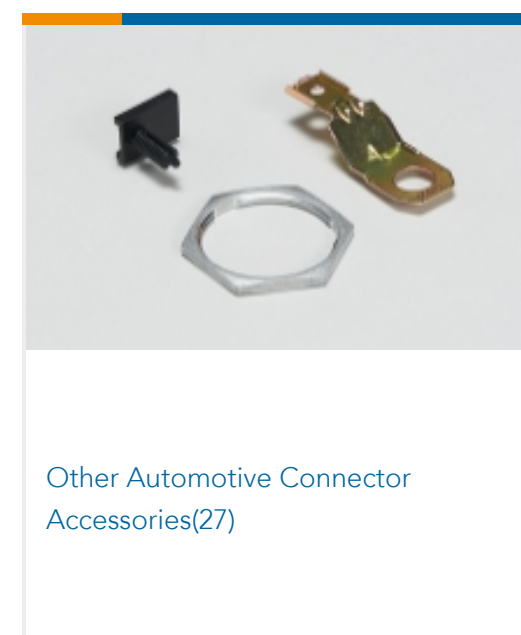
Connector Seals & Cavity Plugs (6)



Connector Strain Relief (28)



Insertion & Extraction Tools (3)



Other Automotive Connector Accessories (27)

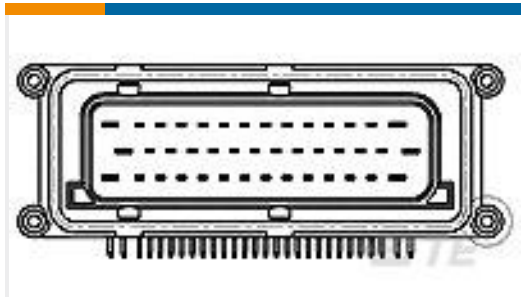


PCB Headers & Receptacles(103)


Customers Also Bought



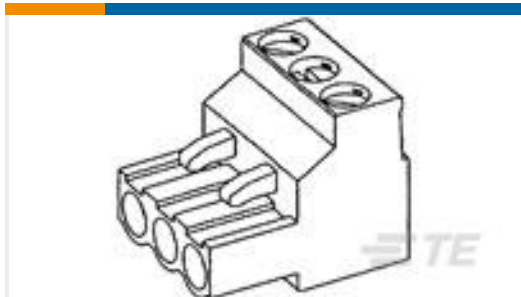
TE Part #8-188275-8
MICRO-MATCH SMD FTE



TE Part #1-967280-1
MESSERLEISTE MIX42P



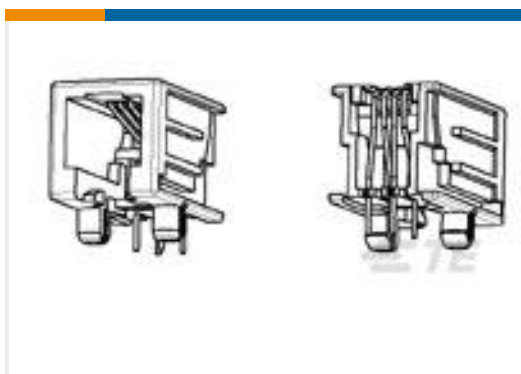
TE Part #644874-3
03P MTA100 HDR ASSY,SPCL BEND



TE Part #796640-5
5 POS 5.0 MM R/A PLUG,TRM BLK



TE Part #DT15-12PC-B016
DEUTSCH DT Headers



TE Part #1-1705950-1
Modular Jack SE, 6/6, Gold flash



TE Part #284514-6
6 POS TERMI-BLOK HDR DIR. POL.

Documents

Product Drawings

HDR, 8P, BRN, ST, NI/CU, D

English

CAD Files

3D PDF

3D

Customer View Model

[ENG_CVM_CVM_DT15-08PD_F.2d_dxf.zip](#)

English

Customer View Model

[ENG_CVM_CVM_DT15-08PD_F.3d_igs.zip](#)

English

Customer View Model

[ENG_CVM_CVM_DT15-08PD_F.3d_stp.zip](#)

English

By downloading the CAD file I accept and agree to the [Terms and Conditions](#) of use.



Datasheets & Catalog Pages

CONNECTOR SELECTOR

English

Product Specifications

Application Specification

English

Agency Approvals

UL Report

English