

DT06-12SB-CE01 ✓ ACTIVE

DEUTSCH | DEUTSCH DT

TE Internal #: DT06-12SB-CE01

Housing for Female Terminals, Wire-to-Wire, 12 Position, .359 in [9.12 mm] Centerline, Sealable, Black, Wire & Cable, Power & Signal, DEUTSCH DT

[View on TE.com >](#)



Connectors > Automotive Connectors > Automotive Housings > DEUTSCH DT Plug Connectors



Connector System: **Wire-to-Wire**

Number of Positions: **12**

Connector & Housing Type: **Housing for Female Terminals**

Centerline (Pitch): **9.12 mm [ .359 in ]**

Sealable: **Yes**

[All DEUTSCH DT Plug Connectors \(199\)](#)

## Features

### Product Type Features

Mixed & Hybrid Connector	No
Connector Shape	Rectangular
Connector System	Wire-to-Wire
Connector & Housing Type	Housing for Female Terminals
Sealable	Yes
Connector & Contact Terminates To	Wire & Cable
Primary Locking Feature	Integrated in Housing

### Configuration Features

Blank Cavity Position	0
Connector Modification	End Cap
Connector Seal Code	E Seal
Number of Positions	12
Number of Rows	2

### Electrical Characteristics

Operating Voltage	250 VAC
Nominal Voltage Architecture	12 V, 24 V, 48 V

### Body Features



Cable Exit Angle	180°
Primary Product Color	Black
Connector & Keying Code	B

### Contact Features

Contact Size	Size 16
Contact Type	Socket
Mating Pin Diameter	1.59 mm[.063 in]
Contact Current Rating (Max)	13 A

### Mechanical Attachment

Terminal Position Assurance	Yes
Strain Relief	Add By Accessory
Mating Alignment Type	Keyed
Mating Alignment	With
Connector Mounting Type	Cable Mount (Free-Hanging)

### Housing Features

Housing Material	PA GF
Centerline (Pitch)	9.12 mm[.359 in]

### Dimensions

Connector Height	40.56 mm[1.597 in]
Product Width	20.83 mm[.82 in]
Product Length	32.21 mm[1.268 in]
Row-to-Row Spacing	4.45 mm[.175 in]
Compatible Insulation Diameter Range	1.35 – 3.05 mm[.053 – .12 in]

### Usage Conditions

Operating Temperature (Max)	125 °C[257 °F]
Operating Temperature Range	-55 – 125 °C[-67 – 257 °F]

### Operation/Application

Circuit Application	Power & Signal
---------------------	----------------

### Industry Standards

Degree of Protection	IP68, IP6K9K
Agency/Standard	SAE J2030
UL Flammability Rating	12mm Flame Test per Standard UL-94



### Packaging Features

Packaging Quantity	450
Packaging Method	Box

### Other

Serviceable	Yes
Connector Position Assurance Capable	No

### Product Compliance

[For compliance documentation, visit the product page on TE.com>](#)

EU RoHS Directive 2011/65/EU	Compliant
EU ELV Directive 2000/53/EC	Compliant
China RoHS 2 Directive MIIT Order No 32, 2016	No Restricted Materials Above Threshold
EU REACH Regulation (EC) No. 1907/2006	Current ECHA Candidate List: JUNE 2023 (235) Candidate List Declared Against: JUNE 2023 (235) SVHC > Threshold: Octamethylcyclotetrasiloxane (D4) (.5% in Component Part) Dodecamethylcyclohexasiloxane (D6) (.5% in Component Part) Decamethylcyclopentasiloxane (D5) (.5% in Component Part) <b>Article Safe Usage Statements:</b> Wash thoroughly after handling. Recycle if possible and dispose of the article by following all applicable governmental regulations relevant to your geographic location.
Halogen Content	Not Low Halogen - contains Br or Cl > 900 ppm.
Solder Process Capability	Not reviewed for solder process capability


#### Product Compliance Disclaimer

This information is provided based on reasonable inquiry of our suppliers and represents our current actual knowledge based on the information they provided. This information is subject to change. The part numbers that TE has identified as EU RoHS compliant have a maximum concentration of 0.1% by weight in homogenous materials for lead, hexavalent chromium, mercury, PBB, PBDE, DBP, BBP, DEHP, DIBP, and 0.01% for cadmium, or qualify for an exemption to these limits as defined in the Annexes of Directive 2011/65/EU (RoHS2). Finished electrical and electronic equipment products will be CE marked as required by Directive 2011/65/EU. Components may not be CE marked. Additionally, the part numbers that TE has identified as EU ELV compliant have a maximum concentration of 0.1% by weight in homogenous materials for lead, hexavalent chromium, and mercury, and 0.01% for cadmium, or qualify for an exemption to these limits as defined in the Annexes of Directive 2000/53/EC (ELV). Regarding the REACH Regulation, the information TE provides on SVHC in articles for this part number is based on the latest European Chemicals Agency (ECHA) 'Guidance on requirements for substances in articles' posted at this URL: <https://echa.europa.eu/guidance-documents/guidance-on-reach>

## Compatible Parts



TE Part # CAT-J67-DSCC16  
DEUTSCH Size 16 Crimp Contacts



TE Part # CAT-D487-H342  
DEUTSCH DT Headers



TE Part # CAT-J41-DDRC  
DEUTSCH DT Receptacle Connectors




TE Part # CAT-D48-SP729  
DEUTSCH Sealing Plugs



TE Part # CAT-D487-P729  
Dust Caps — DEUTSCH DT



TE Part # W12S  
WEDGE LOCK, 12P, PLG, ORG, STD, DT



TE Part # CAT-D48-ST273  
DEUTSCH Solid Contacts




TE Part # DT-RT1  
EXT TOOL, FRONT RELEASE




TE Part # DTF13-12PB-G003  
HDR, 12P, BLK, RA, AU/NI/CU, B


## Also in the Series | DEUTSCH DT




Automotive Connector Caps & Covers  
(19)




Automotive Connector Locks & Position Assurance(74)



Automotive Housings(620)




Connector Backshells(58)




Connector Seals & Cavity Plugs(6)



Connector Strain Relief(28)



Insertion & Extraction Tools(3)



Other Automotive Connector Accessories(27)





PCB Headers & Receptacles(103)

## Customers Also Bought



TE Part #DT06-2S-E005  
DEUTSCH DT Plug Connectors



TE Part #W12S  
WEDGE LOCK, 12P, PLG, ORG, STD, DT



TE Part #DT04-6P-CL06  
REC, 6P, BLK, E, FLANGE



TE Part #1-6609006-7  
15EEJ1=F8021 S0



TE Part #DT3S-BT-BK  
BOOT, 3P, PLG, ST, BLK



TE Part #1-2303815-3  
DT06-2S-TN32, PLG, 2P, BLK, N, SNAPCAP



TE Part #1-1414286-0  
V23134J0052X439-EV-CBOX



TE Part #1-2303816-4  
DT06-3S-TE32, PLG, 3P, BLK, E, SNAPCAP



TE Part #2-1904020-1  
V23234A0001X030-EV-144

## Documents

### Product Drawings

PLG, 12P, BLK, E, CAP, B

English

### CAD Files

Customer View Model

ENG\_CVM\_CVM\_DT06-12SB-CE01\_C1.3d\_stp.zip

English

Customer View Model



[ENG\\_CVM\\_CVM\\_DT06-12SB-CE01\\_C1.2d\\_dxf.zip](#)

English

**Customer View Model**

[ENG\\_CVM\\_CVM\\_DT06-12SB-CE01\\_C1.3d\\_igs.zip](#)

English

**3D PDF**

3D

By downloading the CAD file I accept and agree to the [Terms and Conditions](#) of use.

---

### Datasheets & Catalog Pages

[ICT Terminals and Connectors Catalogue](#)

English

**CONNECTOR SELECTOR**

English

---

### Product Specifications

[Application Specification](#)

English

---

### Agency Approvals

[UL Report](#)

English