

DRC26-50S01 ✓ ACTIVE

DEUTSCH | DEUTSCH DRC

TE Internal #: DRC26-50S01

Housing for Female Terminals, Wire-to-Wire, 50 Position, .174 in [4.42 mm] Centerline, Sealable, Black, Wire & Cable, Signal, DEUTSCH DRC

[View on TE.com >](#)



Connectors > Automotive Connectors > Automotive Housings > DEUTSCH DRC Housings



Connector System: **Wire-to-Wire**

Number of Positions: **50**

Connector & Housing Type: **Housing for Female Terminals**

Centerline (Pitch): **4.42 mm [.174 in]**

Sealable: **Yes**

[All DEUTSCH DRC Housings \(112\)](#)

Features

Product Type Features

Mixed & Hybrid Connector	No
Connector Shape	Rectangular
Connector System	Wire-to-Wire
Connector & Housing Type	Housing for Female Terminals
Sealable	Yes
Connector & Contact Terminates To	Wire & Cable
Primary Locking Feature	Contact Retainer

Configuration Features

Number of Positions	50
Number of Rows	5

Electrical Characteristics

Operating Voltage	250 VAC
Nominal Voltage Architecture	24 V, 48 V

Body Features

Cable Exit Angle	180°
Primary Product Color	Black
Connector & Keying Code	01



Contact Features

Contact Size	Size 20
Contact Type	Socket
Mating Pin Diameter	1.02 mm[.04 in]
Contact Current Rating (Max)	7.5 A

Mechanical Attachment

Terminal Position Assurance	No
Strain Relief	With
Mating Alignment Type	Keyed
Mating Alignment	With
Connector Mounting Type	Cable Mount (Free-Hanging)

Housing Features

Housing Material	PA GF
Centerline (Pitch)	4.42 mm[.174 in]

Dimensions

Connector Height	36.45 mm[1.435 in]
Product Width	68.58 mm[2.7 in]
Product Length	32.36 mm[1.274 in]
Row-to-Row Spacing	4.42 mm[.174 in]
Compatible Insulation Diameter Range	1.02 – 2.41 mm[.04 – .095 in]

Usage Conditions

Operating Temperature (Max)	125 °C[257 °F]
Operating Temperature Range	-55 – 125 °C[-67 – 257 °F]

Operation/Application

Circuit Application	Signal
---------------------	--------

Industry Standards

Degree of Protection	Not Tested
Agency/Standard	SAE J2030
UL Flammability Rating	20mm Flame Test per Standard UL-94

Packaging Features

Packaging Quantity	125
--------------------	-----



Packaging Method Box

Other

Serviceable Yes

Connector Position Assurance Capable No

Product Compliance

[For compliance documentation, visit the product page on TE.com>](#)

EU RoHS Directive 2011/65/EU Compliant

EU ELV Directive 2000/53/EC Compliant

China RoHS 2 Directive MIIT Order No 32, 2016 No Restricted Materials Above Threshold

EU REACH Regulation (EC) No. 1907/2006 Current ECHA Candidate List: JUNE 2023 (235)
Candidate List Declared Against: JUNE 2023 (235)
Does not contain REACH SVHC

Halogen Content Not Low Halogen - contains Br or Cl > 900 ppm.

Solder Process Capability Not reviewed for solder process capability

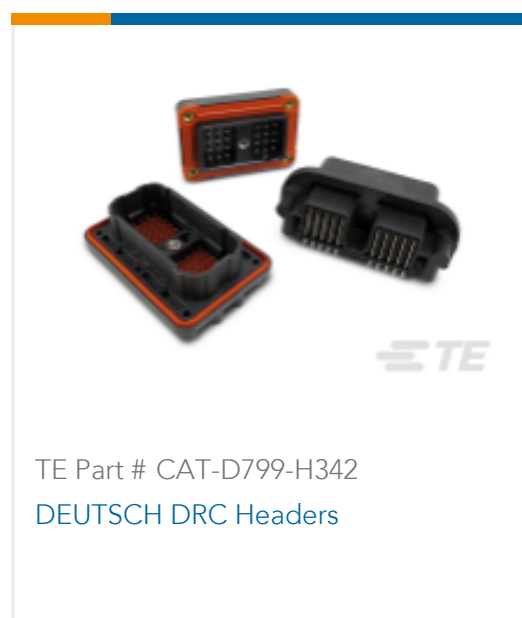
Product Compliance Disclaimer

This information is provided based on reasonable inquiry of our suppliers and represents our current actual knowledge based on the information they provided. This information is subject to change. The part numbers that TE has identified as EU RoHS compliant have a maximum concentration of 0.1% by weight in homogenous materials for lead, hexavalent chromium, mercury, PBB, PBDE, DBP, BBP, DEHP, DIBP, and 0.01% for cadmium, or qualify for an exemption to these limits as defined in the Annexes of Directive 2011/65/EU (RoHS2). Finished electrical and electronic equipment products will be CE marked as required by Directive 2011/65/EU. Components may not be CE marked. Additionally, the part numbers that TE has identified as EU ELV compliant have a maximum concentration of 0.1% by weight in homogenous materials for lead, hexavalent chromium, and mercury, and 0.01% for cadmium, or qualify for an exemption to these limits as defined in the Annexes of Directive 2000/53/EC (ELV). Regarding the REACH Regulation, the information TE provides on SVHC in articles for this part number is based on the latest European Chemicals Agency (ECHA) 'Guidance on requirements for substances in articles' posted at this URL: <https://echa.europa.eu/guidance-documents/guidance-on-reach>

Compatible Parts



TE Part # CAT-D48-SP729
DEUTSCH Sealing Plugs



TE Part # CAT-D799-H342
DEUTSCH DRC Headers



TE Part # CAT-D799-B128
DEUTSCH DRC Backshells



TE Part # CAT-D48-ST273
DEUTSCH Solid Contacts




TE Part # 1062-20-0322
SOC, SF, SIZE 20, 16-22, SLEVLSS, NI /NI



TE Part # 1062-20-0377
SOC, SF, SIZE 20, 16-22, SLEVLSS, SN /SN



TE Part # 1062-20-0277
SOC, SF, SIZE 20, 16-22, SN/SN



TE Part # 1062-20-0344
SOC, SF, SIZE 20, 16-22, SLEVLSS, AU /SN



TE Part # DRC26-50BT
BOOT, 50P, 20SZ, PLG/REC, ST, BLK



TE Part # 0411-240-2005
EXT TOOL, SIZE 20, 16-22 AWG, N, RED



TE Part # 1062-20-0622
SOC, SF, SIZE 20, 14-16, NI/NI



TE Part # 1062-20-0244
SOC, SF, SIZE 20, 16-22, AU/SN



TE Part # 1062-20-0222
SOC, SF, SIZE 20, 16-22, NI/NI



TE Part # 1062-20-0122
SOC, SF, SIZE 20, 16-22, NI/NI



TE Part # 1062-20-0144
SOC, SF, SIZE 20, 16-22, AU/SN




TE Part # 1062-20-0177
SOC, SF, SIZE 20, 16-22, SN/SN



TE Part # 1062-20-0644
SOC, SF, SIZE 20, 14-16, AU/SN



TE Part # 1062-20-0677
SOC, SF, SIZE 20, 14-16, SN/SN




TE Part # 0515-018-5005
PROTECT CVR, 38/50/60P, PLG, WHT, DRC20




TE Part # 1060-20-0677
PIN, SF, SIZE 20, 14-16, SN/SN

Also in the Series | **DEUTSCH DRC**




Automotive Housings(112)




Connector Backshells(6)



Connector Strain Relief(3)



Insertion & Extraction Tools(7)



PCB Headers & Receptacles(44)

Customers Also Bought



TE Part #HD36-24-21SE
PLG, 21P, AL, E, 12/16, S



TE Part #WM-12S
WEDGE LOCK, 12P, PLG, ORG, DTM



TE Part #0413-204-2005
SEALING PLUG, SIZE 20, RED



TE Part #DRC26-50S03
DEUTSCH DRC Housings



TE Part #HDP26-24-21SE
PLG, 21P, BLK, E, 12/16, S



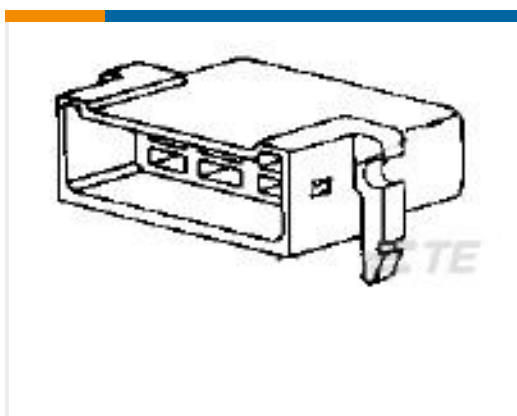
TE Part #DTM06-12SB
PLG, 12P, BLK, N, B



TE Part #WHDS-24-1
STRAIN RELIEF, HD30, 24SZ, ST



TE Part #WHDS-24-2
STRAIN RELIEF, HD30, 24SZ, RA



TE Part #925341-1
FF 250 8P HOUSING TAB POLYAMID
6.6

Documents

Product Drawings

PLG, 50P, BLK, N, 01

English

CAD Files

3D PDF

3D

Customer View Model

ENG_CVM_CVM_DRC26-50S01_99_c-drc26-50s01-99.2d_dxf.zip



English

Customer View Model

[ENG_CVM_CVM_DRC26-50S01_99_c-drc26-50s01-99.3d_igs.zip](#)

English

Customer View Model

[ENG_CVM_CVM_DRC26-50S01_99_c-drc26-50s01-99.3d_stp.zip](#)

English

By downloading the CAD file I accept and agree to the [Terms and Conditions](#) of use.

Datasheets & Catalog Pages

[ICT Terminals and Connectors Catalogue](#)

English

Product Specifications

[Product Specification](#)

English

Agency Approvals

[UL Report](#)

English