

# DRC16-40S ✓ ACTIVE

DEUTSCH | DEUTSCH DRC


TE Internal #: DRC16-40S

Housing for Female Terminals, Wire-to-Wire, 40 Position, .216 in [5.49 mm] Centerline, Sealable, Black, Wire & Cable, Power & Signal, DEUTSCH DRC

[View on TE.com >](#)



Connectors > Automotive Connectors > Automotive Housings > DEUTSCH DRC Housings



Connector System: **Wire-to-Wire**

Number of Positions: **40**

Connector & Housing Type: **Housing for Female Terminals**

Centerline (Pitch): **5.49 mm [ .216 in ]**

Sealable: **Yes**

[All DEUTSCH DRC Housings \(112\)](#)

## Features

### Product Type Features

Mixed & Hybrid Connector	No
Connector Shape	Rectangular
Connector System	Wire-to-Wire
Connector & Housing Type	Housing for Female Terminals
Sealable	Yes
Connector & Contact Terminates To	Wire & Cable
Primary Locking Feature	Contact Retainer

### Configuration Features

Blank Cavity Position	0
Number of Positions	40
Number of Rows	4

### Electrical Characteristics

Operating Voltage	250 VAC
Nominal Voltage Architecture	12 V, 24 V, 48 V

### Body Features

Cable Exit Angle	180°
Primary Product Color	Black



### Contact Features

Contact Size	Size 16
Contact Type	Socket
Mating Pin Diameter	1.59 mm[.063 in]
Contact Current Rating (Max)	13 A

### Mechanical Attachment

Terminal Position Assurance	No
Strain Relief	Add By Accessory
Mating Alignment Type	Polarizing Rib
Mating Alignment	With
Connector Mounting Type	Cable Mount (Free-Hanging)

### Housing Features

Housing Material	PPS GF
Centerline (Pitch)	5.49 mm[.216 in]

### Dimensions

Connector Height	30.53 mm[1.202 in]
Product Width	72.85 mm[2.868 in]
Product Length	40.56 mm[1.597 in]
Row-to-Row Spacing	5.49 mm[.216 in]

### Usage Conditions

Operating Temperature (Max)	125 °C[257 °F]
Operating Temperature Range	-55 – 125 °C[-67 – 257 °F]

### Operation/Application

Circuit Application	Power & Signal
---------------------	----------------

### Industry Standards

Degree of Protection	IP68, IP6K9K
Agency/Standard	SAE J2030
UL Flammability Rating	20mm Flame Test per Standard UL-94

### Packaging Features

Packaging Quantity	125
Packaging Method	Box



Other

Serviceable	Yes
Connector Position Assurance Capable	No

Product Compliance

[For compliance documentation, visit the product page on TE.com>](#)

EU RoHS Directive 2011/65/EU	Compliant
EU ELV Directive 2000/53/EC	Compliant
China RoHS 2 Directive MIIT Order No 32, 2016	No Restricted Materials Above Threshold
EU REACH Regulation (EC) No. 1907/2006	Current ECHA Candidate List: JUNE 2023 (235) Candidate List Declared Against: JUNE 2023 (235) SVHC > Threshold: Octamethylcyclotetrasiloxane (D4) (.5% in Component Part) Dodecamethylcyclohexasiloxane (D6) (.5% in Component Part) Decamethylcyclopentasiloxane (D5) (.5% in Component Part) <b>Article Safe Usage Statements:</b> Wash thoroughly after handling. Recycle if possible and dispose of the article by following all applicable governmental regulations relevant to your geographic location.
Halogen Content	BFR/CFR/PVC Free, but Br/Cl >900 ppm in other sources.
Solder Process Capability	Not reviewed for solder process capability

Product Compliance Disclaimer

This information is provided based on reasonable inquiry of our suppliers and represents our current actual knowledge based on the information they provided. This information is subject to change. The part numbers that TE has identified as EU RoHS compliant have a maximum concentration of 0.1% by weight in homogenous materials for lead, hexavalent chromium, mercury, PBB, PBDE, DBP, BBP, DEHP, DIBP, and 0.01% for cadmium, or qualify for an exemption to these limits as defined in the Annexes of Directive 2011/65/EU (RoHS2). Finished electrical and electronic equipment products will be CE marked as required by Directive 2011/65/EU. Components may not be CE marked. Additionally, the part numbers that TE has identified as EU ELV compliant have a maximum concentration of 0.1% by weight in homogenous materials for lead, hexavalent chromium, and mercury, and 0.01% for cadmium, or qualify for an exemption to these limits as defined in the Annexes of Directive 2000/53/EC (ELV). Regarding the REACH Regulation, the information TE provides on SVHC in articles for this part number is based on the latest European Chemicals Agency (ECHA) 'Guidance on requirements for substances in articles' posted at this URL: <https://echa.europa.eu/guidance-documents/guidance-on-reach>

Compatible Parts





TE Part # CAT-D799-H342  
DEUTSCH DRC Headers



TE Part # CAT-J67-DSCC16  
DEUTSCH Size 16 Crimp Contacts



TE Part # CAT-D48-SP729  
DEUTSCH Sealing Plugs



TE Part # CAT-D48-ST273  
DEUTSCH Solid Contacts



TE Part # DRC40-BT  
BOOT, 40P, 16SZ, PLG/REC, ST, BLK



TE Part # DRC40-BT-90DEG  
BOOT, 40P, 16SZ, PLG/REC, RA, BLK



TE Part # DRC12-40PA  
REC, 40P, BLK, N, FLANGE, A




TE Part # 0411-291-1405  
EXT TOOL, SIZE 16, 14-16 AWG, N, GRN



TE Part # 0411-204-1605  
EXT TOOL, SIZE 16, 16-18 AWG, N, DRK BLU




TE Part # 0515-001-4005  
PROTECT CVR, 40P, PLG, WHT, DRC16



TE Part # DRC40-BT-DH  
BOOT, 40P, 16SZ, PLG/REC, ST, DRN HOLE, BLK




TE Part # DRC40-BT-GRAY  
BOOT, 40P, 16SZ, PLG/REC, ST, GRY




TE Part # DRC40-BT-YW  
BOOT, 40P, 16SZ, PLG/REC, ST, YEL

Also in the Series | **DEUTSCH DRC**




Automotive Housings(112)



Connector Backshells(6)



Connector Strain Relief(3)



Insertion & Extraction Tools(7)



PCB Headers & Receptacles(44)

## Customers Also Bought



TE Part #0462-201-16141  
SOC, SOLID, SIZE 16, 16-20AWG, NI



TE Part #DRC26-24BT  
BOOT, 24P, 20SZ, PLG/REC, ST, BLK



TE Part #T1912240132-009  
H24BPR-TSHC-M32-EMC-C



TE Part #T1932240000-009  
H24BPR-AGC-EMC-C




TE Part #DRC14-24PB  
REC, 24P, BLK, N, B




TE Part #282155-008  
44A0111-14-4



TE Part #NB33842001  
TAK-SLEEVE-1/8-X-STK



TE Part #0513-010-4006  
SEAL, INTF, 40P, BRN, DRC18



TE Part #122521-1  
INTERLOCK SWITCH ASSEMBLY



TE Part #DRC24-BT-YW  
BOOT, 24P, 16SZ, PLG/REC, ST, YEL

## Documents

### Product Drawings

PLG, 40P, BLK, N

English

### CAD Files

3D PDF

3D

### Customer View Model

ENG\_CVM\_CVM\_DRC16-40S\_F.2d\_dxf.zip



English

**Customer View Model**

[ENG\\_CVM\\_CVM\\_DRC16-40S\\_F.3d\\_igs.zip](#)

English

**Customer View Model**

[ENG\\_CVM\\_CVM\\_DRC16-40S\\_F.3d\\_stp.zip](#)

English

By downloading the CAD file I accept and agree to the [Terms and Conditions](#) of use.

---

**Datasheets & Catalog Pages**

[ICT Terminals and Connectors Catalogue](#)

English

---

**Product Specifications**

[Application Specification](#)

English

---

**Agency Approvals**

[UL Report](#)

English