

DRB16-60SAE-L018 ✓ ACTIVE

DEUTSCH | DEUTSCH DRB

TE Internal #: DRB16-60SAE-L018

Housing for Female Terminals, Wire-to-Wire, 60 Position, .15 in / .175 in [4.45 mm / 3.81 mm] Centerline, Sealable, Black, Wire & Cable, DEUTSCH DRB

[View on TE.com >](#)



Connectors > Automotive Connectors > Automotive Housings > DEUTSCH DRB Housings



Connector System: **Wire-to-Wire**

Number of Positions: **60**

Connector & Housing Type: **Housing for Female Terminals**

Centerline (Pitch): **3.81 mm, 4.45 mm [.15 in, .175 in]**

Sealable: **Yes**

[All DEUTSCH DRB Housings \(19\)](#)

Features

Product Type Features

Mixed & Hybrid Connector	Yes
Connector Shape	Rectangular
Connector System	Wire-to-Wire
Connector & Housing Type	Housing for Female Terminals
Sealable	Yes
Connector & Contact Terminates To	Wire & Cable
Primary Locking Feature	Integrated in Housing

Configuration Features

Blank Cavity Position	0
Connector Modification	Wire Router
Connector Seal Code	E Seal
Number of Positions	60
Number of Rows	5

Electrical Characteristics

Operating Voltage	250 VAC
Nominal Voltage Architecture	12 V, 24 V, 48 V

Body Features

Cable Exit Angle	180°
Primary Product Color	Black
Connector & Keying Code	A

Contact Features

Contact Size	Size 16, Size 20
Contact Type	Socket
Mating Pin Diameter	1.02 mm, 1.59 mm [.04 in][.063 in]
Contact Current Rating (Max)	7.5 A, 13 A

Mechanical Attachment

Terminal Position Assurance	Yes
Strain Relief	With
Mating Alignment Type	Keyed
Mating Alignment	With
Connector Mounting Type	Cable Mount (Free-Hanging), Panel Mount

Housing Features

Housing Material	PA GF
Centerline (Pitch)	3.81 mm, 4.45 mm [.15 in][.175 in]

Dimensions

Connector Height	66.19 mm [2.606 in]
Product Width	66.19 mm [2.606 in]
Product Length	35.71 mm [1.406 in]
Row-to-Row Spacing	6.99 mm, 7.62 mm [.275 in][.3 in]
Compatible Insulation Diameter Range	1.02 – 2.41 mm, 1.35 – 3.05 mm [.04 – .095 in][.053 – .12 in]

Usage Conditions

Operating Temperature (Max)	125 °C [257 °F]
Operating Temperature Range	-55 – 125 °C [-67 – 257 °F]

Operation/Application



Circuit Application	Power & Signal
---------------------	----------------

Industry Standards

Degree of Protection	IP68, IP6K9K
Agency/Standard	SAE J2030

Packaging Features

Packaging Quantity	36
Packaging Method	Box

Other

Serviceable	Yes
Connector Position Assurance Capable	No

Product Compliance

[For compliance documentation, visit the product page on TE.com>](#)

EU RoHS Directive 2011/65/EU	Compliant
EU ELV Directive 2000/53/EC	Compliant
China RoHS 2 Directive MIIT Order No 32, 2016	No Restricted Materials Above Threshold
EU REACH Regulation (EC) No. 1907/2006	Current ECHA Candidate List: JUNE 2023 (235) Candidate List Declared Against: JAN 2023 (233) Does not contain REACH SVHC
Halogen Content	Not Low Halogen - contains Br or Cl > 900 ppm.
Solder Process Capability	Not reviewed for solder process capability

Product Compliance Disclaimer

This information is provided based on reasonable inquiry of our suppliers and represents our current actual knowledge based on the information they provided. This information is subject to change. The part numbers that TE has identified as EU RoHS compliant have a maximum concentration of 0.1% by weight in homogenous materials for lead, hexavalent chromium, mercury, PBB, PBDE, DBP, BBP, DEHP, DIBP, and 0.01% for cadmium, or qualify for an exemption to these limits as defined in the Annexes of Directive 2011/65/EU (RoHS2). Finished electrical and electronic equipment products will be CE marked as required by Directive 2011/65/EU. Components may not be CE marked. Additionally, the part numbers that TE has identified as EU ELV compliant have a maximum concentration of 0.1% by weight in homogenous materials for lead, hexavalent chromium, and mercury, and 0.01% for cadmium, or qualify for an exemption to these limits as defined in the Annexes of Directive 2000/53/EC (ELV). Regarding the REACH Regulation, the information TE provides on SVHC in articles for this part number is based on the latest European Chemicals Agency (ECHA) 'Guidance on requirements for substances in articles' posted at this URL: <https://echa.europa.eu/guidance-documents/guidance-on-reach>

Compatible Parts





TE Part # CAT-D48-SP729
DEUTSCH Sealing Plugs



TE Part # CAT-J67-DSCC16
DEUTSCH Size 16 Crimp Contacts




TE Part # CAT-D781-M8649
DEUTSCH DRB Mounting Accessories



TE Part # CAT-D781-CH8172
DEUTSCH DRB Housings



TE Part # WB-60SA
WEDGE LOCK, 60P, PLG, GRY, DRB, A



TE Part # CAT-D48-ST273
DEUTSCH Solid Contacts



TE Part # 1062-20-0322
SOC, SF, SIZE 20, 16-22, SLEVLSS, NI /NI



TE Part # 1062-20-0377
SOC, SF, SIZE 20, 16-22, SLEVLSS, SN /SN



TE Part # 1062-20-0277
SOC, SF, SIZE 20, 16-22, SN/SN



TE Part # 1062-20-0344
SOC, SF, SIZE 20, 16-22, SLEVLSS, AU /SN



TE Part # DT-RT1
EXT TOOL, FRONT RELEASE



TE Part # 3315-015-0005
PROTECT CVR, 48/60P, PLG, YEL, DRB



TE Part # 1062-20-0622
SOC, SF, SIZE 20, 14-16, NI/NI



TE Part # 1062-20-0244
SOC, SF, SIZE 20, 16-22, AU/SN



TE Part # 1062-12-0166
SOC, SF, SIZE 12, 12-14, NI/SN



TE Part # 1062-20-0222
SOC, SF, SIZE 20, 16-22, NI/NI



TE Part # 1062-20-0122
SOC, SF, SIZE 20, 16-22, NI/NI



TE Part # 1062-20-0144
SOC, SF, SIZE 20, 16-22, AU/SN



TE Part # 1062-20-0177
SOC, SF, SIZE 20, 16-22, SN/SN




TE Part # 1062-20-0644
SOC, SF, SIZE 20, 14-16, AU/SN


Also in the Series | **DEUTSCH DRB**



Automotive Connector Caps & Covers (1)



Automotive Connector Locks & Position Assurance(20)



Automotive Housings(19)



Connector Strain Relief(1)



Insertion & Extraction Tools(1)



Other Automotive Connector Accessories(6)

Customers Also Bought



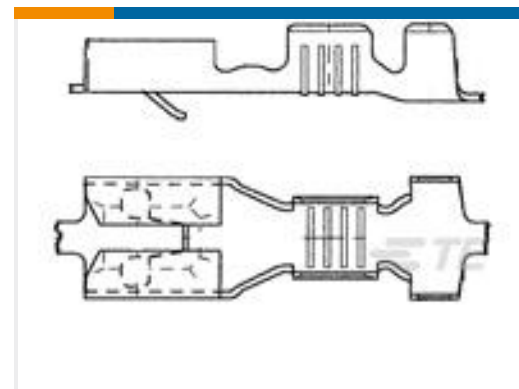
TE Part #HDP24-24-29PE-L017
REC, 29P, BLK, E, RNG, 12/16/20, P



TE Part #DRB16-128SAE-L018
PLG, 128P, BLK, E, CAP, A



TE Part #WB-64SA
DEUTSCH DRB Wedgelocks



TE Part #282180-3
FF 187 REC 0.5-1.5MM2 TPPB



TE Part #61971-1
110 FASTON FLAG REC 22-18 AWG
TPBR



TE Part #776494-2
AS 16, 8P PLUG ASSY, KEY 2



TE Part #1-368376-1
81P REC HSG ASSY(SIEMENS)BLK-B



TE Part #DRB48-60-BT
BOOT, 48/60P, PLG/REC, ST, BLK



TE Part #DRCP26-126SA
PLG, 126P, BLK, 12/20, A

Documents



Product Drawings

[PLG, 60P, BLK, E, CAP, A](#)

English

CAD Files

Customer View Model

[ENG_CVM_CVM_DRB16-60SAE-L018_99.2d_dxf.zip](#)

English

[3D PDF](#)

3D

Customer View Model

[ENG_CVM_CVM_DRB16-60SAE-L018_99.3d_igs.zip](#)

English

Customer View Model

[ENG_CVM_CVM_DRB16-60SAE-L018_99.3d_stp.zip](#)

English

By downloading the CAD file I accept and agree to the [Terms and Conditions](#) of use.

Datasheets & Catalog Pages

[ICT Terminals and Connectors Catalogue](#)

English

Product Specifications

[Application Specification](#)

English

Agency Approvals

[UL Report](#)

English
