

DRB12-60PAE-L018 ✓ ACTIVE

DEUTSCH | DEUTSCH DRB

TE Internal #: DRB12-60PAE-L018

Housing for Male Terminals, Wire-to-Wire, 60 Position, .175 in / .15 in [3.81 mm / 4.45 mm] Centerline, Sealable, Black, Wire & Cable, DEUTSCH DRB

[View on TE.com >](#)



Connectors > Automotive Connectors > Automotive Housings > DEUTSCH DRB Housings



Connector System: **Wire-to-Wire**

Number of Positions: **60**

Connector & Housing Type: **Housing for Male Terminals**

Centerline (Pitch): **3.81 mm, 4.45 mm [.15 in, .175 in]**

Sealable: **Yes**

[All DEUTSCH DRB Housings \(19\)](#)

Features

Product Type Features

Mixed & Hybrid Connector	Yes
Connector Shape	Rectangular
Connector System	Wire-to-Wire
Connector & Housing Type	Housing for Male Terminals
Sealable	Yes
Connector & Contact Terminates To	Wire & Cable
Primary Locking Feature	Integrated in Housing

Configuration Features

Blank Cavity Position	0
Connector Modification	Wire Router
Connector Seal Code	E Seal
Number of Positions	60
Number of Rows	5

Electrical Characteristics

Operating Voltage	250 VAC
Nominal Voltage Architecture	12 V, 24 V, 48 V

Body Features

Cable Exit Angle	180°
Primary Product Color	Black
Connector & Keying Code	A

Contact Features

Contact Size	Size 16, Size 20
Contact Type	Pin
Mating Pin Diameter	1.02 mm, 1.59 mm [.04 in][.063 in]
Contact Current Rating (Max)	7.5 A, 13 A

Mechanical Attachment

Terminal Position Assurance	Yes
Strain Relief	With
Mating Alignment Type	Keyed
Mating Alignment	With
Connector Mounting Type	Panel Mount

Housing Features

Housing Material	PA GF
Centerline (Pitch)	3.81 mm, 4.45 mm [.15 in][.175 in]

Dimensions

Connector Height	66.19 mm [2.606 in]
Product Width	66.19 mm [2.606 in]
Product Length	52.76 mm [2.077 in]
Row-to-Row Spacing	6.99 mm, 7.62 mm [.275 in][.3 in]
Compatible Insulation Diameter Range	1.02 – 2.41 mm, 1.35 – 3.05 mm [.04 – .095 in][.053 – .12 in]

Usage Conditions

Operating Temperature (Max)	125 °C [257 °F]
Operating Temperature Range	-55 – 125 °C [-67 – 257 °F]

Operation/Application



Circuit Application	Power & Signal
---------------------	----------------

Industry Standards

Degree of Protection	IP68, IP6K9K
Agency/Standard	SAE J2030

Packaging Features

Packaging Quantity	36
Packaging Method	Box

Other

Serviceable	Yes
Connector Position Assurance Capable	No

Product Compliance

[For compliance documentation, visit the product page on TE.com>](#)

EU RoHS Directive 2011/65/EU	Compliant
EU ELV Directive 2000/53/EC	Compliant
China RoHS 2 Directive MIIT Order No 32, 2016	No Restricted Materials Above Threshold
EU REACH Regulation (EC) No. 1907/2006	Current ECHA Candidate List: JUNE 2023 (235) Candidate List Declared Against: JAN 2023 (233) SVHC > Threshold: Octamethylcyclotetrasiloxane (D4) (.4% in Component Part) Article Safe Usage Statements: Wash thoroughly after handling. Recycle if possible and dispose of the article by following all applicable governmental regulations relevant to your geographic location.
Halogen Content	Not Low Halogen - contains Br or Cl > 900 ppm.
Solder Process Capability	Not reviewed for solder process capability


Product Compliance Disclaimer

This information is provided based on reasonable inquiry of our suppliers and represents our current actual knowledge based on the information they provided. This information is subject to change. The part numbers that TE has identified as EU RoHS compliant have a maximum concentration of 0.1% by weight in homogenous materials for lead, hexavalent chromium, mercury, PBB, PBDE, DBP, BBP, DEHP, DIBP, and 0.01% for cadmium, or qualify for an exemption to these limits as defined in the Annexes of Directive 2011/65/EU (RoHS2). Finished electrical and electronic equipment products will be CE marked as required by Directive 2011/65/EU. Components may not be CE marked. Additionally, the part numbers that TE has identified as EU ELV compliant have a maximum concentration of 0.1% by weight in homogenous materials for lead, hexavalent chromium, and mercury, and 0.01% for cadmium, or qualify for an exemption to these limits as defined in the Annexes of Directive 2000/53/EC (ELV). Regarding the REACH Regulation, the information TE provides on SVHC in articles for this part number is based on the latest European Chemicals Agency (ECHA) 'Guidance on requirements for substances in articles' posted at this URL: <https://echa.europa.eu/guidance-documents/guidance-on-reach>

Compatible Parts



TE Part # CAT-D48-SP729
DEUTSCH Sealing Plugs




TE Part # CAT-D781-M8649
DEUTSCH DRB Mounting Accessories



TE Part # DRB16-60SAE-L018
PLG, 60P, BLK, E, CAP, A



TE Part # WB-60PA
WEDGE LOCK, 60P, REC, GRY, DRB, A



TE Part # CAT-D48-ST273
DEUTSCH Solid Contacts



TE Part # CAT-J67-DSCC16
DEUTSCH Size 16 Crimp Contacts



TE Part # DT-RT1
EXT TOOL, FRONT RELEASE



TE Part # 3315-015-0005
PROTECT CVR, 48/60P, PLG, YEL, DRB



TE Part # 1060-20-0622
PIN, SF, SIZE 20, 14-16, NI/NI



TE Part # 1060-20-0144
PIN, SF, SIZE 20, 16-22, AU/SN



TE Part # 1060-20-0222
PIN, SF, SIZE 20, 16-22, NI/NI



TE Part # 1060-20-0122
PIN, SF, SIZE 20, 16-22, NI/NI



TE Part # 1060-20-0244
PIN, SF, SIZE 20, 16-22, AU/SN



TE Part # 2300908-1
0460-003-16329, PIN, SOLID, 20-24AWG, AU




TE Part # 1060-20-0177
PIN, SF, SIZE 20, 16-22, SN/SN



TE Part # 1060-20-0277
PIN, SF, SIZE 20, 16-22, SN/SN



TE Part # DRB48-60-BT
BOOT, 48/60P, PLG/REC, ST, BLK




TE Part # CAT-D48-SFT273
DEUTSCH Stamped and Formed Contacts

Also in the Series | DEUTSCH DRB



Automotive Connector Caps & Covers (1)



Automotive Connector Locks & Position Assurance(20)



Automotive Housings(19)



Connector Strain Relief(1)



Insertion & Extraction Tools(1)



Other Automotive Connector Accessories(6)

Customers Also Bought



TE Part #HDP24-24-29PE-L017
REC, 29P, BLK, E, RNG, 12/16/20, P



TE Part #DRB16-128SAE-L018
DEUTSCH DRB Housings



TE Part #WB-60SA
DEUTSCH DRB Wedgelocks



TE Part #HD10-9-1939P-BP03
RECP ASM



TE Part #DRB48-60-BT
BOOT, 48/60P, PLG/REC, ST, BLK

Documents

Product Drawings

REC, 60P, BLK, E, CAP, A

English

CAD Files

3D PDF

3D



Customer View Model

[ENG_CVM_CVM_DRB12-60PAE-L018_99_c-drb12-60pae-l018-99.2d_dxf.zip](#)

English

Customer View Model

[ENG_CVM_CVM_DRB12-60PAE-L018_99_c-drb12-60pae-l018-99.3d_igs.zip](#)

English

Customer View Model

[ENG_CVM_CVM_DRB12-60PAE-L018_99_c-drb12-60pae-l018-99.3d_stp.zip](#)

English

By downloading the CAD file I accept and agree to the [Terms and Conditions](#) of use.

Datasheets & Catalog Pages

[ICT Terminals and Connectors Catalogue](#)

English

Product Specifications

[Application Specification](#)

English

Agency Approvals

[UL Report](#)

English