



Connectors > Rectangular Connectors > Standard Rectangular Connectors > Rectangular Connectors, 6 Way Receptacle



Connector Product Type: **Connector Assembly**

Connector & Housing Type: **Receptacle**

Mating Alignment: **With**

Mating Alignment Type: **Keyed**

Mating Retention: **With**

[All Rectangular Connectors, 6 Way Receptacle \(25\)](#)

## Features

### Product Type Features

Connector Seal & Plug Type	Triple-Seal
Connector Shell Size	06
Connector Product Type	Connector Assembly
Connector & Housing Type	Receptacle
Connector System	Wire-to-Wire
Insertion Force Type	Normal
Sealable	Yes
Connector & Contact Terminates To	Wire & Cable

### Configuration Features

Number of Cavities	6
Contacts Preloaded	Yes
Number of Power Positions	6
Number of Columns	3
Number of Signal Positions	6
Number of Positions	6
Number of Rows	2



### Electrical Characteristics

Operating Voltage	400 VAC
-------------------	---------

### Body Features

Connector Seal Color	Natural
Seal Type	Grommet Seal, Interfacial Seal
Cable Exit Angle	180°
Seal Material	Fluorosilicone
Connector & Keying Code	N

### Contact Features

Contact Size	Size 22
Contact Type	Socket
Wire Contact Termination Area Plating Material	Gold
Contact Mating Area Plating Material	Gold
Contact Retention Within Housing	With
Contact Current Rating (Max)	5 A

### Termination Features

Termination Method to Wire & Cable	Crimp
------------------------------------	-------

### Mechanical Attachment

Strain Relief	Without
Mating Alignment	With
Mating Alignment Type	Keyed
Mating Retention	With
Mating Retention Type	Button Latch

### Housing Features

Shell Material	Composite
Housing Material	Composite
Housing Color	Black
Centerline (Pitch)	2.54 mm[.1 in]

### Dimensions

Row-to-Row Spacing	2.54 mm[.1 in]
Compatible Insulation Diameter Range	.71 – 1.37 mm[.028 – .054 in]

### Usage Conditions



Operating Temperature Range	-55 – 175 °C[-67 – 347 °F]
-----------------------------	----------------------------

**Operation/Application**

Shielded	No
Circuit Application	Power & Signal

**Product Compliance**

[For compliance documentation, visit the product page on TE.com>](#)

EU RoHS Directive 2011/65/EU	Compliant with Exemptions
EU ELV Directive 2000/53/EC	Compliant with Exemptions
China RoHS 2 Directive MIIT Order No 32, 2016	Restricted Materials Above Threshold
EU REACH Regulation (EC) No. 1907/2006	Current ECHA Candidate List: JUNE 2023 (235) Candidate List Declared Against: JAN 2023 (233) SVHC > Threshold: Pb (1.2% in In alloy) <small><b>Article Safe Usage Statements:</b>                      Do not eat, drink or smoke when using this product. Wash thoroughly after handling. Recycle if possible and dispose of the article by following all applicable governmental regulations relevant to your geographic location.</small>
Halogen Content	Not Yet Reviewed for halogen content
Solder Process Capability	Reflow solder capable to 245°C

**Product Compliance Disclaimer**

This information is provided based on reasonable inquiry of our suppliers and represents our current actual knowledge based on the information they provided. This information is subject to change. The part numbers that TE has identified as EU RoHS compliant have a maximum concentration of 0.1% by weight in homogenous materials for lead, hexavalent chromium, mercury, PBB, PBDE, DBP, BBP, DEHP, DIBP, and 0.01% for cadmium, or qualify for an exemption to these limits as defined in the Annexes of Directive 2011/65/EU (RoHS2). Finished electrical and electronic equipment products will be CE marked as required by Directive 2011/65/EU. Components may not be CE marked. Additionally, the part numbers that TE has identified as EU ELV compliant have a maximum concentration of 0.1% by weight in homogenous materials for lead, hexavalent chromium, and mercury, and 0.01% for cadmium, or qualify for an exemption to these limits as defined in the Annexes of Directive 2000/53/EC (ELV). Regarding the REACH Regulation, the information TE provides on SVHC in articles for this part number is based on the latest European Chemicals Agency (ECHA) 'Guidance on requirements for substances in articles' posted at this URL: <https://echa.europa.eu/guidance-documents/guidance-on-reach>

**Compatible Parts**




TE Part # D369-P66-NP1  
369 6 WAY PLUG, CRIMP, PIN

### Also in the Series | DEUTSCH 369



PCB Headers & Receptacles(60)



Standard Rectangular Connectors(425)

### Customers Also Bought




TE Part #1617086-6  
3SBM1071A2 = M39016/31-003M



TE Part #ABC23H-0000  
RECP ASSY



TE Part #ABC26H-0000  
PLUG ASSY



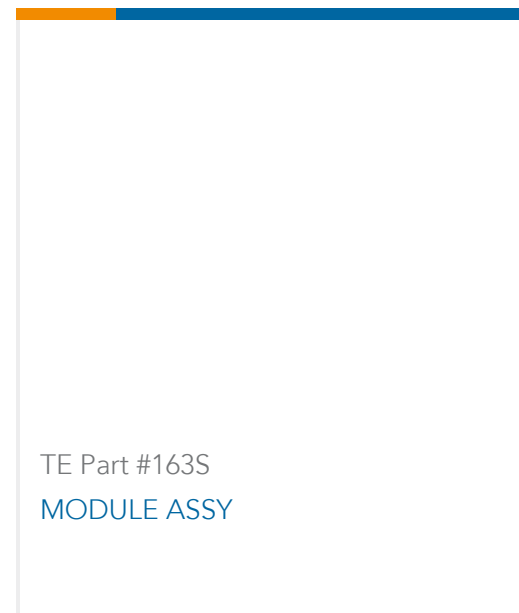
TE Part #2182463001  
55A0811-24-2



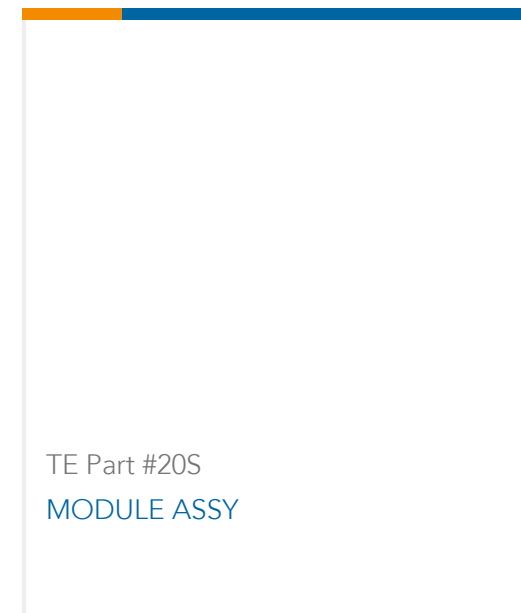
TE Part #2183843003  
55A0811-24-5



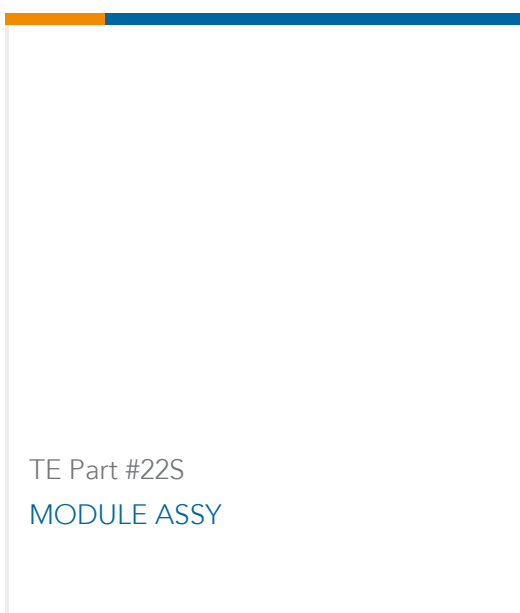
TE Part #CTJ722E01C  
MODULE ASSY



TE Part #163S  
MODULE ASSY



TE Part #20S  
MODULE ASSY



TE Part #22S  
MODULE ASSY



## Documents

### Product Drawings

[369 6 WAY REC, CRIMP, SKT](#)

English

---

### CAD Files

[3D PDF](#)

3D

Customer View Model

[ENG\\_CVM\\_CVM\\_D369-R66-NS1\\_A.2d\\_dxf.zip](#)

English

Customer View Model

[ENG\\_CVM\\_CVM\\_D369-R66-NS1\\_A.3d\\_igs.zip](#)

English

Customer View Model

[ENG\\_CVM\\_CVM\\_D369-R66-NS1\\_A.3d\\_stp.zip](#)

English

By downloading the CAD file I accept and agree to the [Terms and Conditions](#) of use.