

# CONSMB002-G ✓ ACTIVE

TE Internal #: CONSMB002-G

SMB RF Interface, Jack, 50  $\Omega$ , Snap-On, 4 GHz Operating Frequency, 1 Position, Printed Circuit Board, Board Mount, -65 – 165  $^{\circ}\text{C}$  [-85 – 329  $^{\circ}\text{F}$ ], Solder

[View on TE.com >](#)



Connectors > RF Connectors > Coax Connectors



RF Interface: **SMB**

RF Connector Style: **Jack**

Impedance: **50  $\Omega$**

RF Connector Coupling Mechanism: **Snap-On**

Operating Frequency: **4 GHz**

## Features

### Product Type Features

Connector Product Type	Connector Assembly
RF Interface	SMB
RF Connector Style	Jack
Sealable	No
Connector & Contact Terminates To	Printed Circuit Board

### Configuration Features

PCB Mount Orientation	Right Angle
Number of Positions	1
Number of Coaxial Contacts	1

### Electrical Characteristics

Impedance	50 $\Omega$
-----------	-------------

### Body Features

Cable Connector Orientation	Right Angle
Body Material	Brass
Body Material Finish	Plated
Body Plating Material	Gold

### Contact Features

RF Connector Center Contact Plating Material	Gold
--	------



RF Connector Center Contact Material	Brass
--------------------------------------	-------

### Termination Features

Termination Method to Printed Circuit Board	Through Hole - Solder
Termination Method to Wire & Cable	Solder

### Mechanical Attachment

RF Connector Coupling Mechanism	Snap-On
Connector Mounting Type	Board Mount
RF Contact Captivation Method	Mechanical
Detent	Without

### Usage Conditions

Operating Temperature Range	-65 – 165 °C[-85 – 329 °F]
-----------------------------	----------------------------

### Operation/Application

Operating Frequency	4 GHz
Circuit Application	Signal

### Packaging Features

Packaging Quantity	100
Packaging Method	Tray

### Other

Dielectric Material	PTFE
---------------------	------

## Product Compliance

[For compliance documentation, visit the product page on TE.com>](#)

EU RoHS Directive 2011/65/EU	Compliant with Exemptions
EU ELV Directive 2000/53/EC	Not Yet Reviewed
China RoHS 2 Directive MIIT Order No 32, 2016	Restricted Materials Above Threshold
EU REACH Regulation (EC) No. 1907/2006	Current ECHA Candidate List: JUNE 2023 (235) Not Yet Reviewed
Halogen Content	Not Yet Reviewed for halogen content
Solder Process Capability	Not reviewed for solder process capability

#### Product Compliance Disclaimer

This information is provided based on reasonable inquiry of our suppliers and represents our current actual knowledge based on the information they provided. This information is subject to change. The part numbers that TE has identified as

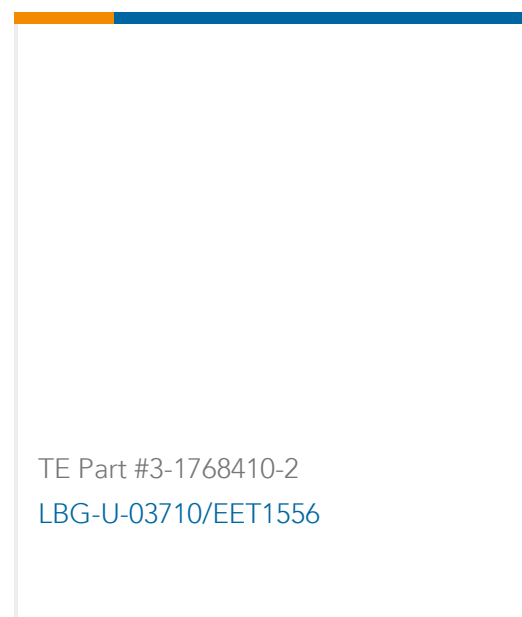


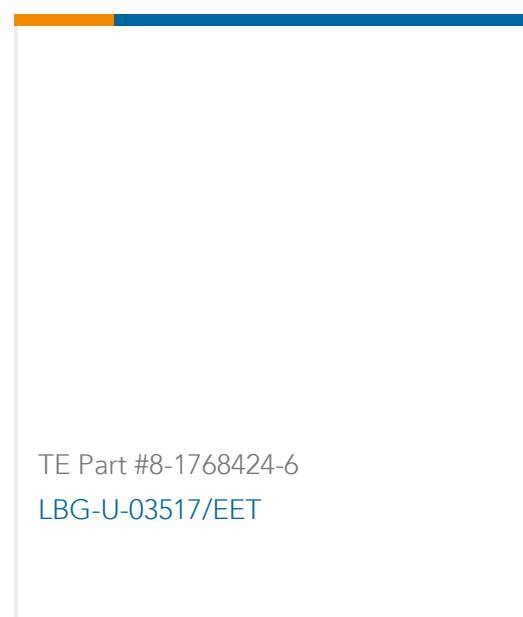

EU RoHS compliant have a maximum concentration of 0.1% by weight in homogenous materials for lead, hexavalent chromium, mercury, PBB, PBDE, DBP, BBP, DEHP, DIBP, and 0.01% for cadmium, or qualify for an exemption to these limits as defined in the Annexes of Directive 2011/65/EU (RoHS2). Finished electrical and electronic equipment products will be CE marked as required by Directive 2011/65/EU. Components may not be CE marked. Additionally, the part numbers that TE has identified as EU ELV compliant have a maximum concentration of 0.1% by weight in homogenous materials for lead, hexavalent chromium, and mercury, and 0.01% for cadmium, or qualify for an exemption to these limits as defined in the Annexes of Directive 2000/53/EC (ELV). Regarding the REACH Regulations, TE's information on SVHC in articles for this part number is still based on the European Chemical Agency (ECHA) 'Guidance on requirements for substances in articles' (Version: 2, April 2011), applying the 0.1% weight on weight concentration threshold at the finished product level. TE is aware of the European Court of Justice ruling of September 10th, 2015 also known as O5A (Once An Article Always An Article) stating that, in case of 'complex object', the threshold for a SVHC must be applied to both the product as a whole and simultaneously to each of the articles forming part of its composition. TE has evaluated this ruling based on the new ECHA "Guidance on requirements for substances in articles" (June 2017, version 4.0) and will be updating its statements accordingly.

### Compatible Parts



### Customers Also Bought





## Documents

### Product Drawings

[SMB Jack 50 Ohm PCB Through Hole](#)

English

---

### Datasheets & Catalog Pages

[SMB Jack PCB Through Hole Connector](#)

English