

# AEC16-40SA ✓ ACTIVE

DEUTSCH | DEUTSCH DRC

TE Internal #: AEC16-40SA

Housing for Female Terminals, Wire-to-Wire, 40 Position, .213 in [5.41 mm] Centerline, Sealable, Black, Wire & Cable, Power & Signal, DEUTSCH DRC

[View on TE.com >](#)



[Connectors](#) > [Automotive Connectors](#) > [Automotive Housings](#) > [DEUTSCH DRC Housings](#)



Connector System: **Wire-to-Wire**

Number of Positions: **40**

Connector & Housing Type: **Housing for Female Terminals**

Centerline (Pitch): **5.41 mm [ .213 in ]**

Sealable: **Yes**

[All DEUTSCH DRC Housings \(112\)](#)

## Features

### Product Type Features

Mixed & Hybrid Connector	No
Connector Shape	Rectangular
Connector System	Wire-to-Wire
Connector & Housing Type	Housing for Female Terminals
Sealable	Yes
Connector & Contact Terminates To	Wire & Cable
Primary Locking Feature	Integrated in Housing

### Configuration Features

Blank Cavity Position	0
Number of Positions	40
Number of Rows	7

### Electrical Characteristics

Operating Voltage	250 VAC
Nominal Voltage Architecture	12 V, 24 V

### Body Features

Cable Exit Angle	180°
------------------	------



Primary Product Color	Black
-----------------------	-------

Connector & Keying Code	A
-------------------------	---

### Contact Features

Contact Size	Size 16
--------------	---------

Contact Type	Socket
--------------	--------

Mating Pin Diameter	1.59 mm[.063 in]
---------------------	------------------

Contact Current Rating (Max)	13 A
------------------------------	------

### Mechanical Attachment

Terminal Position Assurance	No
-----------------------------	----

Strain Relief	Add By Accessory
---------------	------------------

Mating Alignment Type	Keyed
-----------------------	-------

Mating Alignment	With
------------------	------

Connector Mounting Type	Cable Mount (Free-Hanging)
-------------------------	----------------------------

### Housing Features

Housing Material	PEI (Polyetherimide)
------------------	----------------------

Centerline (Pitch)	5.41 mm[.213 in]
--------------------	------------------

### Dimensions

Connector Height	45.16 mm[1.778 in]
------------------	--------------------

Product Width	46.43 mm[1.828 in]
---------------	--------------------

Product Length	36.58 mm[1.44 in]
----------------	-------------------

Row-to-Row Spacing	5.41 mm[.213 in]
--------------------	------------------

Compatible Insulation Diameter Range	2.54 – 3.4 mm[.1 – .134 in]
--------------------------------------	-----------------------------

### Usage Conditions

Operating Temperature (Max)	125 °C[257 °F]
-----------------------------	----------------

Operating Temperature Range	-55 – 125 °C[-67 – 257 °F]
-----------------------------	----------------------------

### Operation/Application

Circuit Application	Power & Signal
---------------------	----------------

### Industry Standards

Degree of Protection	Not Tested
----------------------	------------

Agency/Standard	SAE J2030
-----------------	-----------

UL Flammability Rating	UL 94HB
------------------------	---------

### Packaging Features



Packaging Quantity	100
Packaging Method	Box

**Other**

Serviceable	Yes
Connector Position Assurance Capable	No

**Product Compliance**

[For compliance documentation, visit the product page on TE.com>](#)

EU RoHS Directive 2011/65/EU	Compliant
EU ELV Directive 2000/53/EC	Compliant
China RoHS 2 Directive MIIT Order No 32, 2016	No Restricted Materials Above Threshold
EU REACH Regulation (EC) No. 1907/2006	Current ECHA Candidate List: JUNE 2023 (235) Candidate List Declared Against: JUNE 2023 (235) SVHC > Threshold: Octamethylcyclotetrasiloxane (D4) (.5% in Component Part) Dodecamethylcyclohexasiloxane (D6) (.5% in Component Part) Decamethylcyclopentasiloxane (D5) (.5% in Component Part) <b>Article Safe Usage Statements:</b> Wash thoroughly after handling. Recycle if possible and dispose of the article by following all applicable governmental regulations relevant to your geographic location.
Halogen Content	Low Halogen - Br, Cl, F, I < 900 ppm per homogenous material. Also BFR/CFR/PVC Free
Solder Process Capability	Not reviewed for solder process capability

**Product Compliance Disclaimer**

This information is provided based on reasonable inquiry of our suppliers and represents our current actual knowledge based on the information they provided. This information is subject to change. The part numbers that TE has identified as EU RoHS compliant have a maximum concentration of 0.1% by weight in homogenous materials for lead, hexavalent chromium, mercury, PBB, PBDE, DBP, BBP, DEHP, DIBP, and 0.01% for cadmium, or qualify for an exemption to these limits as defined in the Annexes of Directive 2011/65/EU (RoHS2). Finished electrical and electronic equipment products will be CE marked as required by Directive 2011/65/EU. Components may not be CE marked. Additionally, the part numbers that TE has identified as EU ELV compliant have a maximum concentration of 0.1% by weight in homogenous materials for lead, hexavalent chromium, and mercury, and 0.01% for cadmium, or qualify for an exemption to these limits as defined in the Annexes of Directive 2000/53/EC (ELV). Regarding the REACH Regulation, the information TE provides on SVHC in articles for this part number is based on the latest European Chemicals Agency (ECHA) 'Guidance on requirements for substances in articles' posted at this URL: <https://echa.europa.eu/guidance-documents/guidance-on-reach>

**Compatible Parts**





TE Part # AEC14-40PA  
REC, 40P, BLK, N, A




TE Part # CAT-J67-DSCC16  
DEUTSCH Size 16 Crimp Contacts



TE Part # CAT-D48-SP729  
DEUTSCH Sealing Plugs



TE Part # CAT-D48-ST273  
DEUTSCH Solid Contacts




TE Part # CAT-D799-H342  
DEUTSCH DRC Headers




TE Part # 0411-291-1405  
EXT TOOL, SIZE 16, 14-16 AWG, N, GRN



TE Part # 0411-204-1605  
EXT TOOL, SIZE 16, 16-18 AWG, N, DRK BLU




TE Part # 0515-010-4005  
PROTECT CVR, 40P, PLG, YEL, AEC DRK BLU




TE Part # YAEC40-BT-STPDWN-0  
BOOT, 40P, PLG/REC, STEP, ST, BLK

Also in the Series | **DEUTSCH DRC**




Automotive Housings(112)



Connector Backshells(6)



Connector Strain Relief(3)

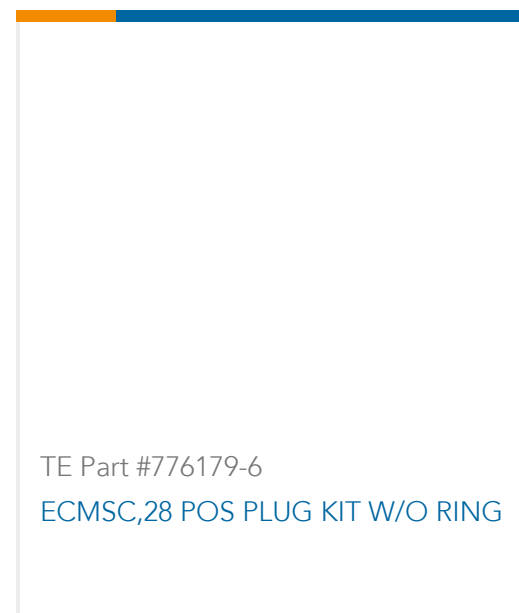

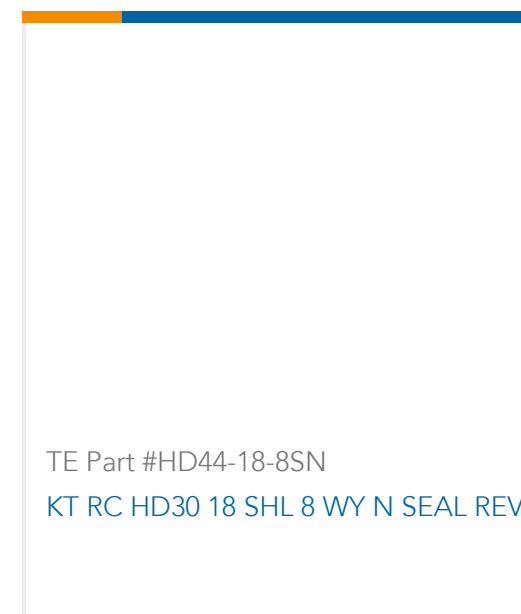


Insertion & Extraction Tools(7)



PCB Headers & Receptacles(44)

Customers Also Bought



## Documents

### Product Drawings

PLG, 40P, BLK, N, A

English

### CAD Files

3D PDF

3D

Customer View Model

[ENG\\_CVM\\_CVM\\_AEC16-40SA\\_C\\_c-aec16-40sa-c.2d\\_dxf.zip](#)

English

Customer View Model

[ENG\\_CVM\\_CVM\\_AEC16-40SA\\_C\\_c-aec16-40sa-c.3d\\_igs.zip](#)

English

Customer View Model

[ENG\\_CVM\\_CVM\\_AEC16-40SA\\_C\\_c-aec16-40sa-c.3d\\_stp.zip](#)

English

By downloading the CAD file I accept and agree to the [Terms and Conditions](#) of use.

### Datasheets & Catalog Pages

ICT Terminals and Connectors Catalogue

English

### Product Specifications

Product Specification

English

### Product Environmental Compliance

Product Compliance



English

[Product Compliance](#)

English

---

[Agency Approvals](#)

[UL Report](#)

English