

AEC14-40PA ✓ ACTIVE

DEUTSCH | DEUTSCH DRC

TE Internal #: AEC14-40PA

Housing for Male Terminals, Wire-to-Wire, 40 Position, .213 in [5.41 mm] Centerline, Sealable, Black, Wire & Cable, Power & Signal, DEUTSCH DRC

[View on TE.com >](#)



[Connectors](#) > [Automotive Connectors](#) > [Automotive Housings](#) > [DEUTSCH DRC Housings](#)



Connector System: **Wire-to-Wire**

Number of Positions: **40**

Connector & Housing Type: **Housing for Male Terminals**

Centerline (Pitch): **5.41 mm [.213 in]**

Sealable: **Yes**

[All DEUTSCH DRC Housings \(112\)](#)

Features

Product Type Features

Mixed & Hybrid Connector	No
Connector Shape	Rectangular
Connector System	Wire-to-Wire
Connector & Housing Type	Housing for Male Terminals
Sealable	Yes
Connector & Contact Terminates To	Wire & Cable
Primary Locking Feature	Integrated in Housing

Configuration Features

Blank Cavity Position	0
Number of Positions	40
Number of Rows	7

Electrical Characteristics

Operating Voltage	250 VAC
Nominal Voltage Architecture	12 V, 24 V

Body Features

Cable Exit Angle	180°
Primary Product Color	Black



Connector & Keying Code	A
-------------------------	---

Contact Features

Contact Size	Size 16
--------------	---------

Contact Type	Pin
--------------	-----

Mating Pin Diameter	1.59 mm [.063 in]
---------------------	-------------------

Contact Current Rating (Max)	13 A
------------------------------	------

Mechanical Attachment

Terminal Position Assurance	No
-----------------------------	----

Strain Relief	Add By Accessory
---------------	------------------

Mating Alignment Type	Keyed
-----------------------	-------

Mating Alignment	With
------------------	------

Connector Mounting Type	Cable Mount (Free-Hanging)
-------------------------	----------------------------

Housing Features

Housing Material	PEI (Polyetherimide)
------------------	----------------------

Centerline (Pitch)	5.41 mm [.213 in]
--------------------	-------------------

Dimensions

Connector Height	48.11 mm [1.894 in]
------------------	---------------------

Product Width	49.38 mm [1.944 in]
---------------	---------------------

Product Length	41.71 mm [1.642 in]
----------------	---------------------

Row-to-Row Spacing	5.41 mm [.213 in]
--------------------	-------------------

Compatible Insulation Diameter Range	2.54 – 3.4 mm [.1 – .134 in]
--------------------------------------	------------------------------

Usage Conditions

Operating Temperature (Max)	125 °C [257 °F]
-----------------------------	-----------------

Operating Temperature Range	-55 – 125 °C [-67 – 257 °F]
-----------------------------	-----------------------------

Operation/Application

Circuit Application	Power & Signal
---------------------	----------------

Industry Standards

Degree of Protection	Not Tested
----------------------	------------

Agency/Standard	SAE J2030
-----------------	-----------

UL Flammability Rating	UL 94HB
------------------------	---------

Packaging Features



Packaging Quantity	100
--------------------	-----

Packaging Method	Box
------------------	-----

Other

Serviceable	Yes
-------------	-----

Connector Position Assurance Capable	No
--------------------------------------	----

Product Compliance

[For compliance documentation, visit the product page on TE.com>](#)

EU RoHS Directive 2011/65/EU	Compliant
------------------------------	-----------

EU ELV Directive 2000/53/EC	Compliant
-----------------------------	-----------

China RoHS 2 Directive MIIT Order No 32, 2016	No Restricted Materials Above Threshold
---	---

EU REACH Regulation (EC) No. 1907/2006	Current ECHA Candidate List: JUNE 2023 (235) Candidate List Declared Against: JAN 2023 (233) Does not contain REACH SVHC
--	--

Halogen Content	Low Halogen - Br, Cl, F, I < 900 ppm per homogenous material. Also BFR/CFR/PVC Free
-----------------	---

Solder Process Capability	Not reviewed for solder process capability
---------------------------	--


Product Compliance Disclaimer

This information is provided based on reasonable inquiry of our suppliers and represents our current actual knowledge based on the information they provided. This information is subject to change. The part numbers that TE has identified as EU RoHS compliant have a maximum concentration of 0.1% by weight in homogenous materials for lead, hexavalent chromium, mercury, PBB, PBDE, DBP, BBP, DEHP, DIBP, and 0.01% for cadmium, or qualify for an exemption to these limits as defined in the Annexes of Directive 2011/65/EU (RoHS2). Finished electrical and electronic equipment products will be CE marked as required by Directive 2011/65/EU. Components may not be CE marked. Additionally, the part numbers that TE has identified as EU ELV compliant have a maximum concentration of 0.1% by weight in homogenous materials for lead, hexavalent chromium, and mercury, and 0.01% for cadmium, or qualify for an exemption to these limits as defined in the Annexes of Directive 2000/53/EC (ELV). Regarding the REACH Regulation, the information TE provides on SVHC in articles for this part number is based on the latest European Chemicals Agency (ECHA) 'Guidance on requirements for substances in articles' posted at this URL: <https://echa.europa.eu/guidance-documents/guidance-on-reach>

Compatible Parts




TE Part # CAT-D48-SP729
DEUTSCH Sealing Plugs



TE Part # CAT-D48-ST273
DEUTSCH Solid Contacts



TE Part # CAT-J67-DSCC16
DEUTSCH Size 16 Crimp Contacts



TE Part # AEC16-40SA
PLG, 40P, BLK, N, A



TE Part # 0411-291-1405
EXT TOOL, SIZE 16, 14-16 AWG, N, GRN



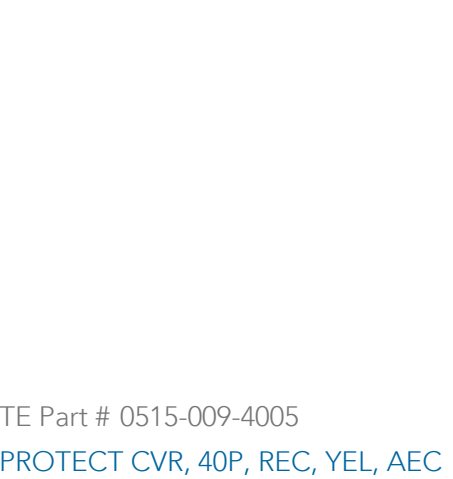
TE Part # 0411-204-1605
EXT TOOL, SIZE 16, 16-18 AWG, N, DRK BLU



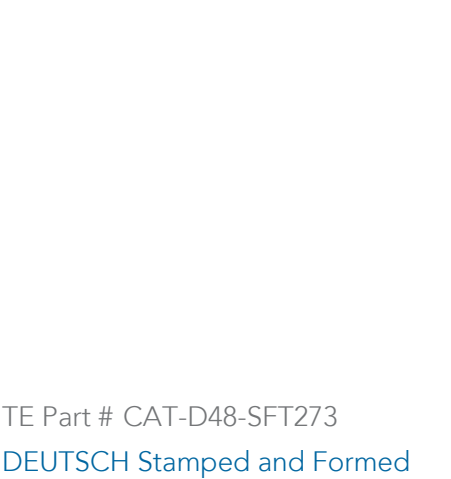
TE Part # 2300908-1
0460-003-16329, PIN, SOLID, 20-24AWG, AU




TE Part # 0504-002-4001
DUST CAP, 40P, REC, BLK, AEC



TE Part # 0515-009-4005
PROTECT CVR, 40P, REC, YEL, AEC




TE Part # CAT-D48-SFT273
DEUTSCH Stamped and Formed Contacts




TE Part # YAEC40-BT-STPDWN-0
BOOT, 40P, PLG/REC, STEP, ST, BLK

Also in the Series | **DEUTSCH DRC**




Automotive Housings(112)



Connector Backshells(6)



Connector Strain Relief(3)



Insertion & Extraction Tools(7)



PCB Headers & Receptacles(44)

Customers Also Bought



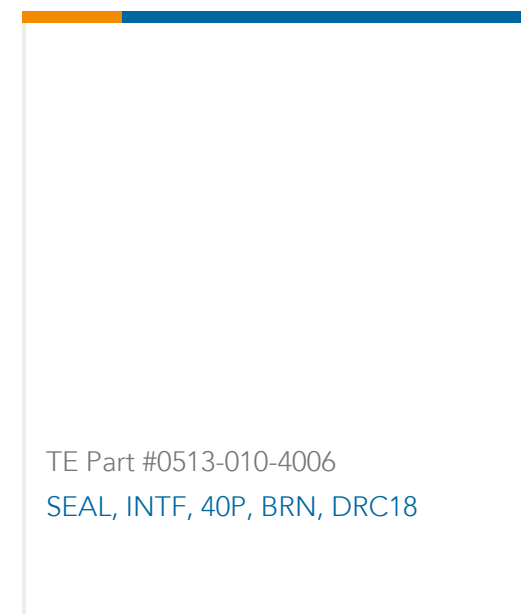
TE Part #AEC16-40SC
DEUTSCH DRC Housings



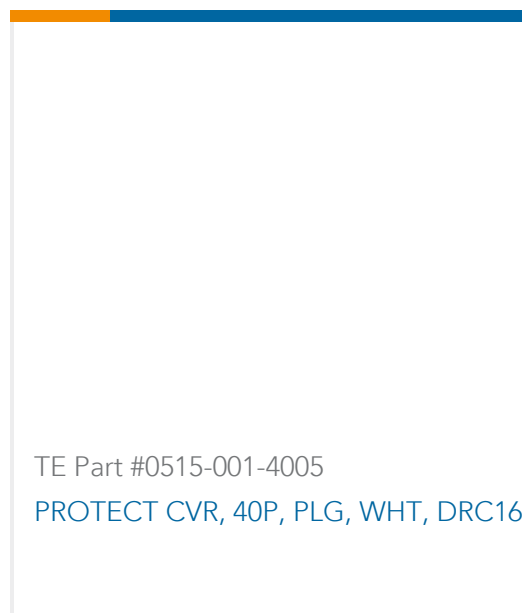
TE Part #HD36-18-14SE
DEUTSCH HD30 Housings



TE Part #DT04-12PA-CE07
DEUTSCH DT Receptacle Connectors



TE Part #0513-010-4006
SEAL, INTF, 40P, BRN, DRC18



TE Part #0515-001-4005
PROTECT CVR, 40P, PLG, WHT, DRC16

Documents

Product Drawings

[REC, 40P, BLK, N, A](#)

English

CAD Files

[3D PDF](#)

3D

Customer View Model

[ENG_CVM_CVM_AEC14-40PA_D.2d_dxf.zip](#)

English

Customer View Model

[ENG_CVM_CVM_AEC14-40PA_D.3d_igs.zip](#)

English

Customer View Model

[ENG_CVM_CVM_AEC14-40PA_D.3d_stp.zip](#)

English

By downloading the CAD file I accept and agree to the [Terms and Conditions](#) of use.

Datasheets & Catalog Pages

[ICT Terminals and Connectors Catalogue](#)

English

Product Specifications

[Product Specification](#)

English

Agency Approvals

[UL Report](#)



English