




Terminals & Splices > Automotive Terminals > MQS, RECEPTACLE AND TAB



Terminal Type: **Receptacle**

Mating Tab Width: **2.8 mm [.11 in]**

Mating Tab Thickness: **.63 mm [.024 in]**

Terminal Transmits: **25 – 40 A (Power)**

Wire Size: **19 – 17 AWG**

[All MQS, RECEPTACLE AND TAB \(126\)](#)

## Features

### Product Type Features

Receptacle Style	180°
Sealable	No
Primary Locking Feature	Locking Lance

### Contact Features

Contact Size	2.8mm
Contact Fabrication	Stamped & Formed
Wire Contact Termination Area Plating Material	Tin
Typical Current Rating	34 A
Crimp Type	F-Crimp
Terminal Type	Receptacle
Mating Tab Width	2.8 mm[.11 in]
Mating Tab Thickness	.63 mm[.024 in]
Interface Plating	Tin (Sn)

### Termination Features

Termination Method to Wire & Cable	Crimp
Product Terminates To	Wire

### Dimensions



Compatible Insulation Diameter Range	1.45 – 2.1 mm [.057 – .083 in]
Wire Size	.6 – 1 mm <sup>2</sup>
Wire Size Search	17 AWG, 18 AWG, 19 AWG

### Usage Conditions

Insulation Option	Uninsulated
Operating Temperature (Max)	80 °C, 85 °C, 90 °C, 100 °C, 105 °C, 110 °C, 120 °C, 125 °C, 130 °C [176 °F][185 °F][194 °F][212 °F][221 °F][230 °F][248 °F][257 °F][266 °F]
Operating Temperature Range	-40 – 130 °C [-40 – 266 °F]

### Operation/Application

Conforms to KOMAX Automatic Component Insertion Guideline	Yes, per Version 5.0 (March 2018)
Compatible With Wire Base Material	Copper

### Industry Standards

Agency/Standard	LV214
-----------------	-------

### Packaging Features

Packaging Quantity	5000
Packaging Method	Reel

### Other

Terminal Transmits	25 – 40 A (Power)
--------------------	-------------------

### Product Compliance

[For compliance documentation, visit the product page on TE.com>](#)

EU RoHS Directive 2011/65/EU	Compliant
EU ELV Directive 2000/53/EC	Compliant
China RoHS 2 Directive MIIT Order No 32, 2016	No Restricted Materials Above Threshold
EU REACH Regulation (EC) No. 1907/2006	Current ECHA Candidate List: JUNE 2023 (235) Candidate List Declared Against: JUNE 2023 (235) Does not contain REACH SVHC
Halogen Content	Low Halogen - Br, Cl, F, I < 900 ppm per homogenous material. Also BFR/CFR/PVC Free
Solder Process Capability	Not applicable for solder process capability

Product Compliance Disclaimer

This information is provided based on reasonable inquiry of our suppliers and represents our current actual knowledge based on the information they provided. This information is subject to change. The part numbers that TE has identified as EU RoHS compliant have a maximum concentration of 0.1% by weight in homogenous materials for lead, hexavalent chromium, mercury, PBB, PBDE, DBP, BBP, DEHP, DIBP, and 0.01% for cadmium, or qualify for an exemption to these limits as defined in the Annexes of Directive 2011/65/EU (RoHS2). Finished electrical and electronic equipment products will be CE marked as required by Directive 2011/65/EU. Components may not be CE marked. Additionally, the part numbers that TE has identified as EU ELV compliant have a maximum concentration of 0.1% by weight in homogenous materials for lead, hexavalent chromium, and mercury, and 0.01% for cadmium, or qualify for an exemption to these limits as defined in the Annexes of Directive 2000/53/EC (ELV). Regarding the REACH Regulation, the information TE provides on SVHC in articles for this part number is based on the latest European Chemicals Agency (ECHA) 'Guidance on requirements for substances in articles' posted at this URL: <https://echa.europa.eu/guidance-documents/guidance-on-reach>

## Compatible Parts



TE Part # 2305570-1  
Strip Terminal Cutter-Side Feed-No Crimp



TE Part # CAT-M8793-CH8172  
MOS, CONNECTOR HOUSING



TE Part # 6-1579007-3  
EXTRACTION TOOL



TE Part # 1-2035077-1  
PLUG HSG, 4 POSN HYBRID 0.64/2.8



TE Part # 2151039-1  
OCEAN\_2.0\_APPLICATOR-S-080F1000



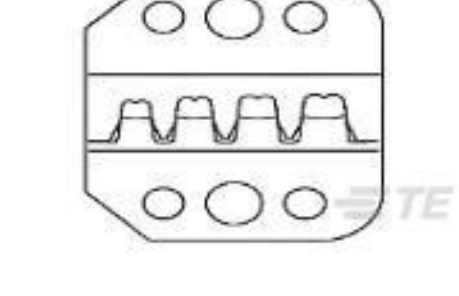
TE Part # 2151039-2  
OCEAN\_2.0\_APPLICATOR-S-080F1000



TE Part # 5-1579018-3  
EXTRACTION TOOL



TE Part # 58589-1  
PROCRIMP MPQ



TE Part # 58589-2  
PROCRIMP DIE MPQ



TE Part # 7-1579004-1  
ERGO HT MPQ 0,5-1



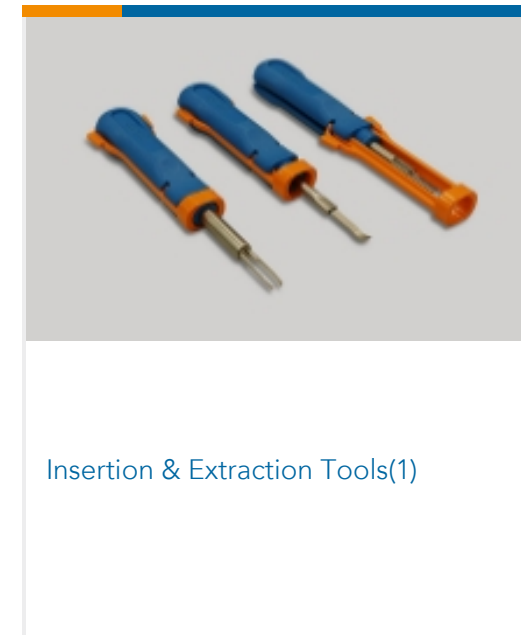
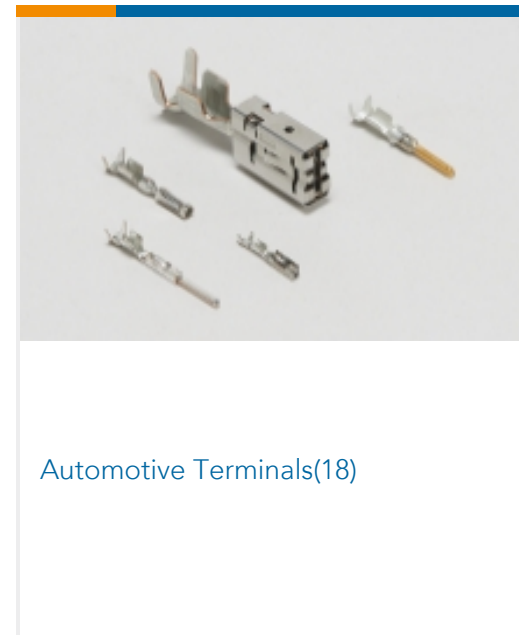
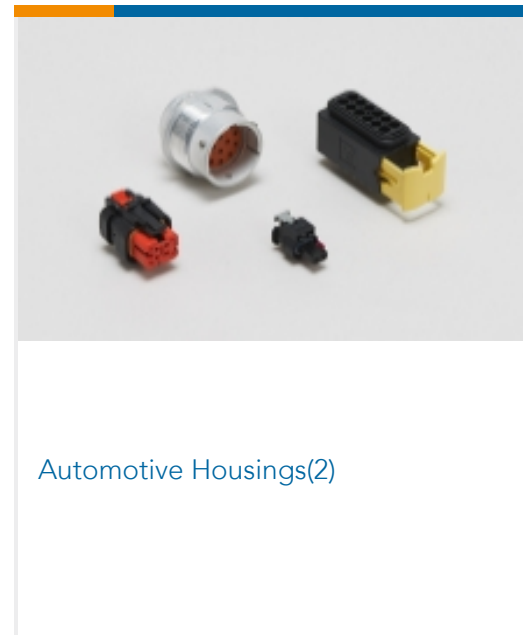

TE Part # 7-2151039-1  
OCEAN\_2.0\_APPLICATOR-S-080F1000



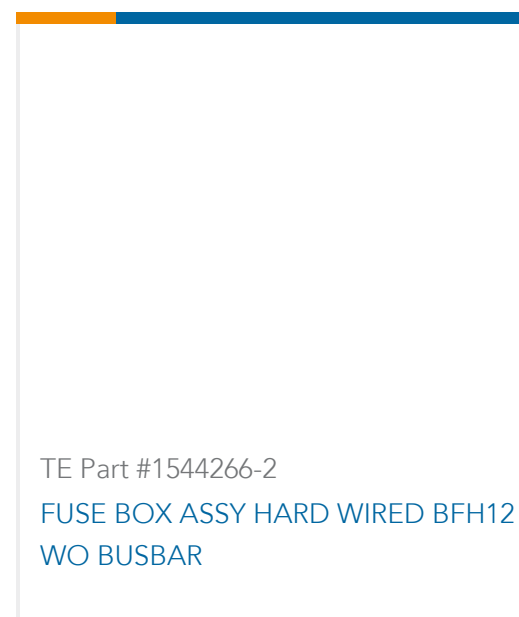
TE Part # 7-2151039-2  
OCEAN\_2.0\_APPLICATOR-S-080F1000



## Also in the Series | Micro Power Quadlock



## Customers Also Bought





## Documents

### Product Drawings

[MPQ2,8 Sn rec LL unseal. >0,5-1,0](#)

English

[MPQ2,8 Sn rec LL unseal. >0,5-1,0](#)

English

---

### CAD Files

Customer View Model

[ENG\\_CVM\\_968074-2\\_B3.3d\\_igs.zip](#)

English

Customer View Model

[ENG\\_CVM\\_968074-2\\_B3.3d\\_stp.zip](#)

English

Customer View Model

[ENG\\_CVM\\_968074-2\\_B3.2d\\_dxf.zip](#)

English

### 3D PDF

English

By downloading the CAD file I accept and agree to the [Terms and Conditions](#) of use.

---

### Datasheets & Catalog Pages

[Micro Quadlok Interconnection System \(MQS\)](#)

English

---

### Product Specifications

[Application Specification](#)

English

---

### Product Environmental Compliance

[MD\\_968074-2\\_12072017131\\_dmtec](#)

English

[MD\\_968074-2\\_12072017131\\_dmtec](#)

English