



Micro Timer I

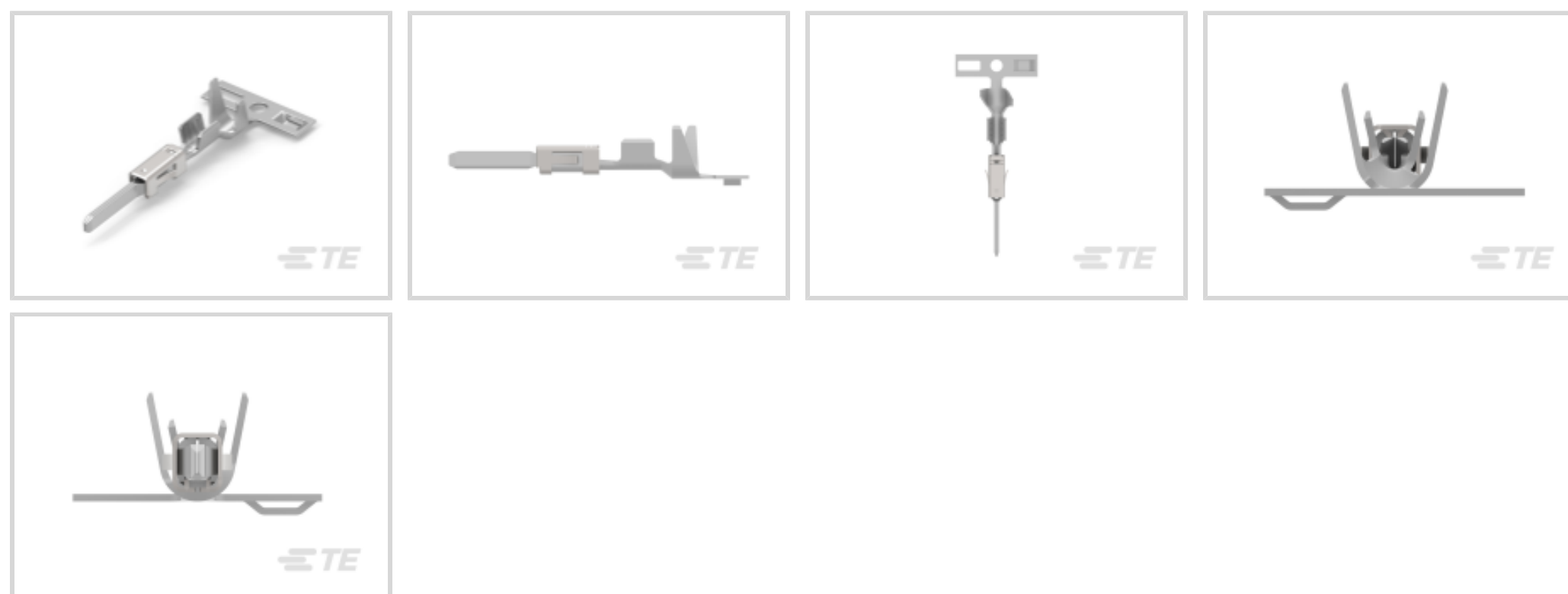
TE Internal #: 963904-1

Automotive Terminals, Tab, Mating Tab Width 1.6 mm [.063 in], Tab

Thickness .6 mm [.024 in], 20 – 17 AWG Wire Size, Micro Timer I

[View on TE.com >](#)

Terminals & Splices > Automotive Terminals > TIMER, RECEPTACLE AND TAB



Terminal Type: **Tab**

Mating Tab Width: **1.6 mm [.063 in]**

Mating Tab Thickness: **.6 mm [.024 in]**

Terminal Transmits: **0 – 24 A (Low Power)**

Wire Size: **20 – 17 AWG**

[All TIMER, RECEPTACLE AND TAB \(348\)](#)

Features

Product Type Features

Receptacle Style	180°
Sealable	Yes
Primary Locking Feature	Locking Lance

Body Features

Terminal Seal Type	Single Wire Seal (SWS)
--------------------	------------------------

Contact Features

Contact Size	1.6mm
Contact Fabrication	Stamped & Formed
Wire Contact Termination Area Plating Material	Tin
Typical Current Rating	10 A
Crimp Type	F-Crimp
Terminal Type	Tab
Mating Tab Width	1.6 mm[.063 in]



Mating Tab Thickness	.6 mm [.024 in]
----------------------	-----------------

Interface Plating	Tin (Sn)
-------------------	----------

Termination Features

Termination Method to Wire & Cable	Crimp
------------------------------------	-------

Product Terminates To	Wire
-----------------------	------

Dimensions

Compatible Insulation Diameter Range	1.4 – 2.1 mm [.055 – .083 in]
--------------------------------------	-------------------------------

Wire Size	.5 – 1 mm ²
-----------	------------------------

Wire Size Search	17 AWG, 18 AWG, 19 AWG, 20 AWG
------------------	--------------------------------

Tab Length	22.5 mm [.88 in]
------------	------------------

Usage Conditions

Insulation Option	Uninsulated
-------------------	-------------

Operating Temperature (Max)	130 °C [266 °F]
-----------------------------	-----------------

Operating Temperature Range	-40 – 130 °C [-40 – 266 °F]
-----------------------------	-----------------------------

Operation/Application

Compatible With Wire Base Material	Copper
------------------------------------	--------

Industry Standards

Agency/Standard	DIN 72 551 Part 5 and 6
-----------------	-------------------------

Packaging Features

Packaging Quantity	4000
--------------------	------

Packaging Method	Reel
------------------	------

Other

Terminal Transmits	0 – 24 A (Low Power)
--------------------	----------------------

Product Compliance

[For compliance documentation, visit the product page on TE.com>](#)

EU RoHS Directive 2011/65/EU	Compliant
------------------------------	-----------

EU ELV Directive 2000/53/EC	Compliant
-----------------------------	-----------

China RoHS 2 Directive MIIT Order No 32, 2016	No Restricted Materials Above Threshold
---	---

EU REACH Regulation (EC) No. 1907/2006	Current ECHA Candidate List: JUNE 2023 (235) Candidate List Declared Against: JUNE 2023 (235)
--	--

Does not contain REACH SVHC

Halogen Content

Low Halogen - Br, Cl, F, I < 900 ppm per homogenous material. Also BFR/CFR/PVC Free

Solder Process Capability

Not applicable for solder process capability

Product Compliance Disclaimer

This information is provided based on reasonable inquiry of our suppliers and represents our current actual knowledge based on the information they provided. This information is subject to change. The part numbers that TE has identified as EU RoHS compliant have a maximum concentration of 0.1% by weight in homogenous materials for lead, hexavalent chromium, mercury, PBB, PBDE, DBP, BBP, DEHP, DIBP, and 0.01% for cadmium, or qualify for an exemption to these limits as defined in the Annexes of Directive 2011/65/EU (RoHS2). Finished electrical and electronic equipment products will be CE marked as required by Directive 2011/65/EU. Components may not be CE marked. Additionally, the part numbers that TE has identified as EU ELV compliant have a maximum concentration of 0.1% by weight in homogenous materials for lead, hexavalent chromium, and mercury, and 0.01% for cadmium, or qualify for an exemption to these limits as defined in the Annexes of Directive 2000/53/EC (ELV). Regarding the REACH Regulation, the information TE provides on SVHC in articles for this part number is based on the latest European Chemicals Agency (ECHA) 'Guidance on requirements for substances in articles' posted at this URL: <https://echa.europa.eu/guidance-documents/guidance-on-reach>


Compatible Parts



TE Part # CAT-H3399-CH8172
Heavy Duty Sealed Connector Series Housings



TE Part # CAT-L489-CH8172
LEAVYSEAL Housings



TE Part # CAT-AM705-CH8173
AMP MCP Unsealed Connector Housings



TE Part # CAT-M9194-CH8172
MULTILOCK, CONNECTOR HOUSING



TE Part # 539960-1
AUSZ-WKZ,MICRO TIM.



TE Part # 964972-1
EINZELLEITERDICHTNG



TE Part # 963530-1
EINZELLEITERDICHTNG



TE Part # 2305570-1
Strip Terminal Cutter-Side Feed-No Crimp



TE Part # CAT-T4827-CH8172
Timer Connector Housing



TE Part # 1743062-1
MT-II/JPT SLD 36P CAP HSG



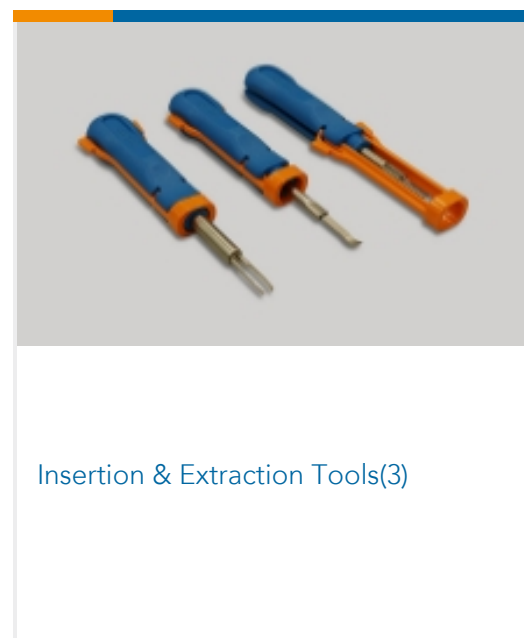

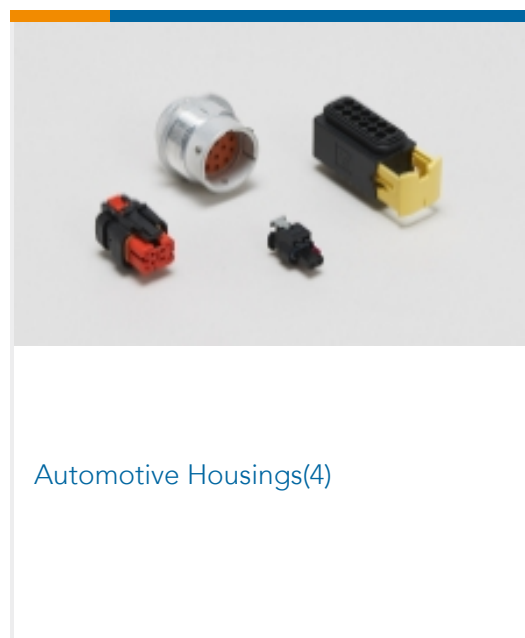
TE Part # 2151170-1
OCEAN-2.0-APPLICATOR-S-080F1300



TE Part # 2151170-2
OCEAN-2.0-APPLICATOR-S-080F1300



Also in the Series | Micro Timer I



Customers Also Bought





Documents

Product Drawings

[TAB A 1.6x0.6 CONTACT CS SWS Sn](#)

English

[TAB A 1.6x0.6 CONTACT CS SWS Sn](#)

English

CAD Files

[3D PDF](#)

3D

Customer View Model

[ENG_CVM_CVM_963904-1_F.2d_dxf.zip](#)

English

Customer View Model

[ENG_CVM_CVM_963904-1_F.3d_igs.zip](#)

English

Customer View Model

[ENG_CVM_CVM_963904-1_F.3d_stp.zip](#)

English

By downloading the CAD file I accept and agree to the [Terms and Conditions](#) of use.

Datasheets & Catalog Pages

[Timer Interconnection System](#)

English

[HDSCS Catalog](#)

English

Product Specifications

[Application Specification](#)

English