




**MQS**

TE Internal #: 953363-1  
 PCB Mount Header, Vertical, Wire-to-Board, 6 Position, 2.54 mm [.1 in] Centerline, Fully Shrouded, Tin, Through Hole - Solder, Signal, Black, MQS

[View on TE.com >](#)

Connectors > PCB Connectors > PCB Headers & Receptacles > Signal Header



Connector System: **Wire-to-Board**

Number of Positions: **6**

Centerline (Pitch): **2.54 mm [.1 in]**

Sealable: **No**

PCB Mount Orientation: **Vertical**

[All Signal Header \(448\)](#)

**Features**

**Product Type Features**

Mixed & Hybrid Header	No
Connector Shape	Rectangular
PCB Connector Assembly Type	PCB Mount Header
Header Type	Fully Shrouded
Connector System	Wire-to-Board
Sealable	No
Connector & Contact Terminates To	Printed Circuit Board

**Configuration Features**

Number of Sections	1
Number of Signal Positions	6
Number of Positions	6
PCB Mount Orientation	Vertical
Number of Rows	2

**Electrical Characteristics**

Nominal Voltage Architecture	12 V
Operating Voltage	12 VDC

**Body Features**



Primary Product Color	Black
Connector & Keying Code	1

### Contact Features

Contact Size	.63mm
Contact Type	Tab
Mating Tab Width	.63 mm[.025 in]
Mating Tab Thickness	.63 mm[.025 in]
Contact Mating Area Plating Material	Tin

### Termination Features

Termination Method to Printed Circuit Board	Through Hole - Solder
---	-----------------------

### Mechanical Attachment

Mounting Holes	With
Mating Retention	With
Mating Alignment	With
PCB Mount Alignment	With
Panel Mount Feature	With
PCB Mount Retention	Without
Mating Retention Type	Locking Interface
Connector Mounting Type	Panel Mount

### Housing Features

Centerline (Pitch)	2.54 mm[.1 in]
--------------------	----------------

### Dimensions

Connector Length	22.8 mm[.898 in]
Connector Width	16.5 mm[.65 in]
PCB Thickness (Recommended)	1.6 mm[.063 in]
Profile Height from PCB	20.1 mm[.791 in]

### Usage Conditions

Operating Temperature (Max)	65 °C, 70 °C, 75 °C, 80 °C, 85 °C[149 °F][158 °F][167 °F][176 °F][185 °F]
Operating Temperature Range	-40 – 85 °C[-40 – 185 °F]

### Operation/Application

Shielded	No
----------	----



Circuit Application

Signal

### Industry Standards

UL Flammability Rating

UL 94HB

### Packaging Features

Packaging Type

Tray

Packaging Quantity

1040

### Other

Interface Number

1379890

## Product Compliance

For compliance documentation, visit the product page on [TE.com](https://www.te.com)>

EU RoHS Directive 2011/65/EU

Compliant

EU ELV Directive 2000/53/EC

Compliant

China RoHS 2 Directive MIIT Order No 32, 2016

No Restricted Materials Above Threshold

EU REACH Regulation (EC) No. 1907/2006

Current ECHA Candidate List: JUNE 2023 (235)  
 Candidate List Declared Against: JUNE 2023 (235)  
 Does not contain REACH SVHC

Halogen Content

Low Halogen - Br, Cl, F, I < 900 ppm per homogenous material. Also BFR/CFR/PVC Free

Solder Process Capability

Not reviewed for solder process capability

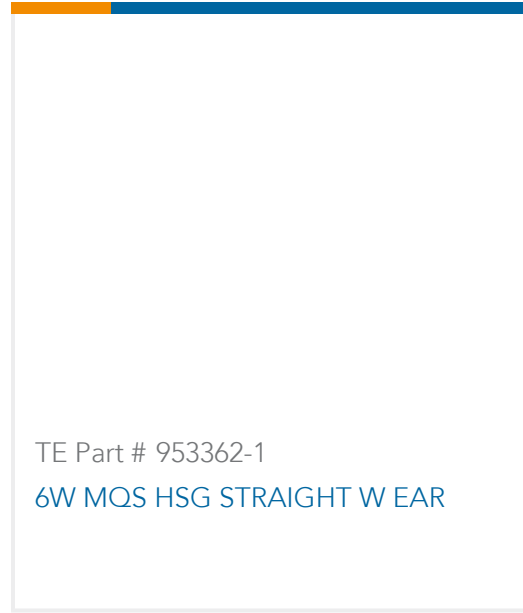
#### Product Compliance Disclaimer

This information is provided based on reasonable inquiry of our suppliers and represents our current actual knowledge based on the information they provided. This information is subject to change. The part numbers that TE has identified as EU RoHS compliant have a maximum concentration of 0.1% by weight in homogenous materials for lead, hexavalent chromium, mercury, PBB, PBDE, DBP, BBP, DEHP, DIBP, and 0.01% for cadmium, or qualify for an exemption to these limits as defined in the Annexes of Directive 2011/65/EU (RoHS2). Finished electrical and electronic equipment products will be CE marked as required by Directive 2011/65/EU. Components may not be CE marked. Additionally, the part numbers that TE has identified as EU ELV compliant have a maximum concentration of 0.1% by weight in homogenous materials for lead, hexavalent chromium, and mercury, and 0.01% for cadmium, or qualify for an exemption to these limits as defined in the Annexes of Directive 2000/53/EC (ELV). Regarding the REACH Regulation, the information TE provides on SVHC in articles for this part number is based on the latest European Chemicals Agency (ECHA) 'Guidance on requirements for substances in articles' posted at this URL: <https://echa.europa.eu/guidance-documents/guidance-on-reach>

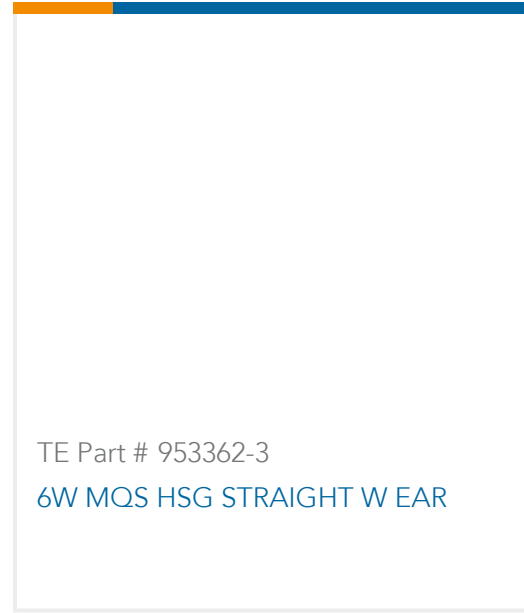
## Compatible Parts



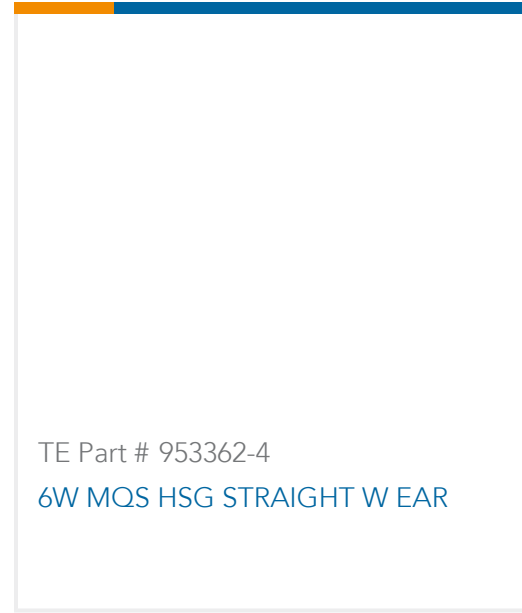
TE Part # 185311-1  
6POS MQS REC



TE Part # 953362-1  
6W MQS HSG STRAIGHT W EAR

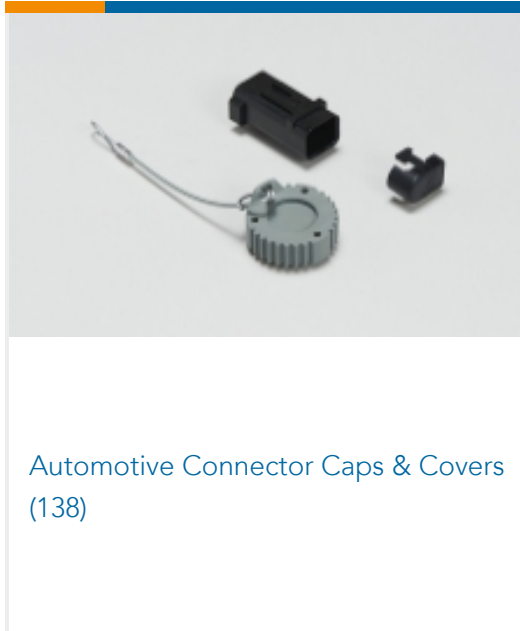


TE Part # 953362-3  
6W MQS HSG STRAIGHT W EAR



TE Part # 953362-4  
6W MQS HSG STRAIGHT W EAR

## Also in the Series | MQS



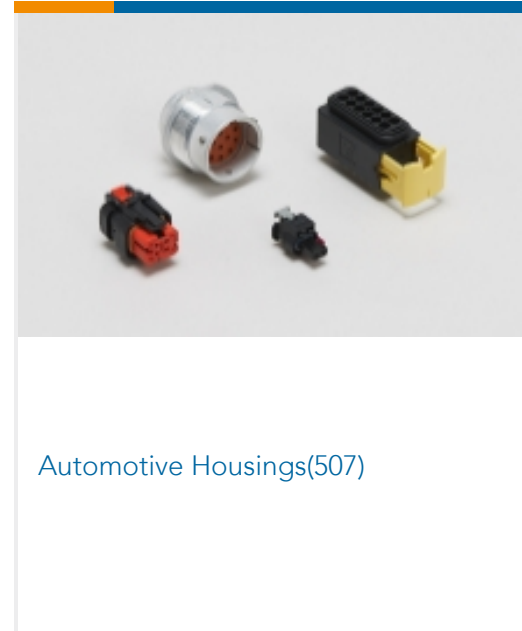
Automotive Connector Caps & Covers  
(138)



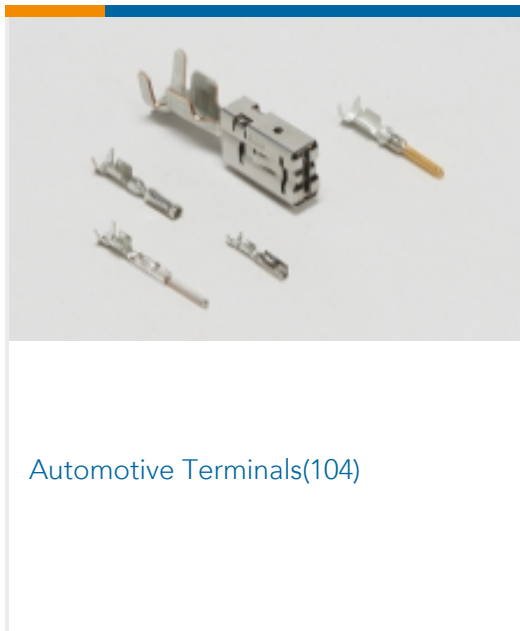
Automotive Connector EMC Shielding  
(3)




Automotive Connector Locks &  
Position Assurance(30)



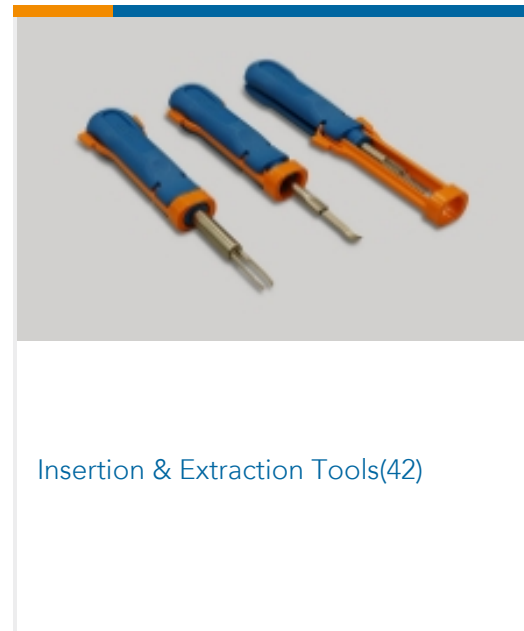
Automotive Housings(507)




Automotive Terminals(104)



Connector Seals & Cavity Plugs(27)



Insertion & Extraction Tools(42)



Other Automotive Connector  
Accessories(14)



PCB Headers & Receptacles(213)

## Customers Also Bought



TE Part #185226-1  
Signal Header



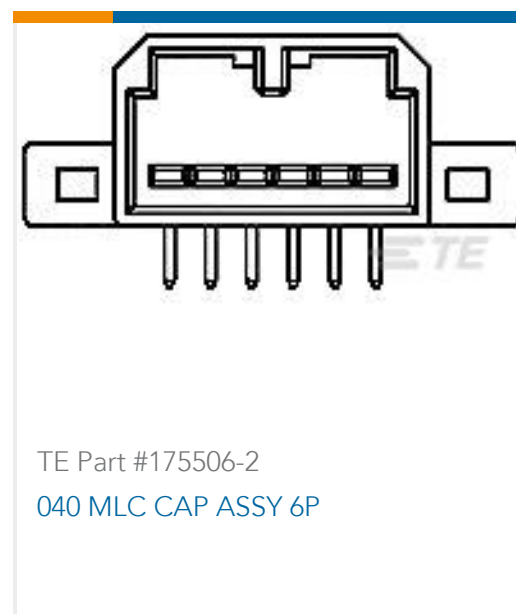
TE Part #5-102202-1  
04 MODII HDR SRST SHRD LF



TE Part #8-102202-4  
03 MODII HDR SRST SHRD LF



TE Part #7-1676481-5  
CPF 0603 8K2 0.1% 25PPM 1K RL



## Documents

### Product Drawings

6pos MQS .63 header 180deg

French

### CAD Files

3D PDF

English

Customer View Model

[ENG\\_CVM\\_953363-1\\_E.2d\\_dxf.zip](#)

English

Customer View Model

[ENG\\_CVM\\_953363-1\\_E.3d\\_igs.zip](#)

English

Customer View Model

[ENG\\_CVM\\_953363-1\\_E.3d\\_stp.zip](#)

English

3D PDF

3D

Customer View Model

[ENG\\_CVM\\_CVM\\_953363-1\\_A.2d\\_dxf.zip](#)

English

Customer View Model

[ENG\\_CVM\\_CVM\\_953363-1\\_A.3d\\_igs.zip](#)

English

Customer View Model

[ENG\\_CVM\\_CVM\\_953363-1\\_A.3d\\_stp.zip](#)

English

By downloading the CAD file I accept and agree to the [Terms and Conditions](#) of use.

### Product Specifications

Product Specification

English