




MQS

TE Internal #: 953302-1
PCB Mount Header, Vertical, Wire-to-Board, 18 Position, 2.54 mm [.1 in] Centerline, Fully Shrouded, Tin, Through Hole - Solder, Signal, Black, MQS

[View on TE.com >](#)

Connectors > PCB Connectors > PCB Headers & Receptacles > Signal Header



Connector System: **Wire-to-Board**
Number of Positions: **18**
Centerline (Pitch): **2.54 mm [.1 in]**
Sealable: **No**
PCB Mount Orientation: **Vertical**

[All Signal Header \(448\)](#)

Features

Product Type Features

Mixed & Hybrid Header	No
Connector Shape	Rectangular
PCB Connector Assembly Type	PCB Mount Header
Header Type	Fully Shrouded
Connector System	Wire-to-Board
Sealable	No
Connector & Contact Terminates To	Printed Circuit Board

Configuration Features

Number of Sections	1
Number of Signal Positions	18
Number of Positions	18
PCB Mount Orientation	Vertical
Number of Rows	2



Electrical Characteristics

Nominal Voltage Architecture	12 V
Operating Voltage	12 VDC

Body Features

Primary Product Color	Black
Connector & Keying Code	1

Contact Features

Contact Size	.63mm
Contact Type	Tab
Mating Tab Width	.63 mm[.025 in]
Mating Tab Thickness	.63 mm[.025 in]
Contact Mating Area Plating Material	Tin

Termination Features

Termination Method to Printed Circuit Board	Through Hole - Solder
---	-----------------------

Mechanical Attachment

Mounting Holes	With
Mating Retention	With
Mating Alignment	With
PCB Mount Alignment	With
Panel Mount Feature	With
PCB Mount Retention	Without
Mating Retention Type	Locking Interface
Connector Mounting Type	Panel Mount

Housing Features

Centerline (Pitch)	2.54 mm[.1 in]
--------------------	----------------

Dimensions

Connector Length	44.5 mm[1.752 in]
Connector Width	17 mm[.669 in]
PCB Thickness (Recommended)	1.6 mm[.063 in]
Profile Height from PCB	20.3 mm[.799 in]

Usage Conditions

--	--



Operating Temperature (Max)	65 °C, 70 °C, 75 °C, 80 °C, 85 °C[149 °F][158 °F][167 °F][176 °F][185 °F]
Operating Temperature Range	-40 – 85 °C[-40 – 185 °F]

Operation/Application

Shielded	No
Circuit Application	Signal

Industry Standards

UL Flammability Rating	UL 94HB
------------------------	---------

Packaging Features

Packaging Type	Tray
Packaging Quantity	462

Product Compliance

For compliance documentation, visit the product page on TE.com>

EU RoHS Directive 2011/65/EU	Compliant
EU ELV Directive 2000/53/EC	Compliant
China RoHS 2 Directive MIIT Order No 32, 2016	No Restricted Materials Above Threshold
EU REACH Regulation (EC) No. 1907/2006	Current ECHA Candidate List: JUNE 2023 (235) Candidate List Declared Against: JUNE 2023 (235) Does not contain REACH SVHC
Halogen Content	Low Halogen - Br, Cl, F, I < 900 ppm per homogenous material. Also BFR/CFR/PVC Free
Solder Process Capability	Not reviewed for solder process capability

Product Compliance Disclaimer

This information is provided based on reasonable inquiry of our suppliers and represents our current actual knowledge based on the information they provided. This information is subject to change. The part numbers that TE has identified as EU RoHS compliant have a maximum concentration of 0.1% by weight in homogenous materials for lead, hexavalent chromium, mercury, PBB, PBDE, DBP, BBP, DEHP, DIBP, and 0.01% for cadmium, or qualify for an exemption to these limits as defined in the Annexes of Directive 2011/65/EU (RoHS2). Finished electrical and electronic equipment products will be CE marked as required by Directive 2011/65/EU. Components may not be CE marked. Additionally, the part numbers that TE has identified as EU ELV compliant have a maximum concentration of 0.1% by weight in homogenous materials for lead, hexavalent chromium, and mercury, and 0.01% for cadmium, or qualify for an exemption to these limits as defined in the Annexes of Directive 2000/53/EC (ELV). Regarding the REACH Regulation, the information TE provides on SVHC in articles for this part number is based on the latest European Chemicals Agency (ECHA) 'Guidance on requirements for substances in articles' posted at this URL: <https://echa.europa.eu/guidance-documents/guidance-on-reach>



Compatible Parts



TE Part # 1379101-1
COV+LEV MQS 18W 90DEG BLK



TE Part # 1379100-1
COV+LEV MQS 18W 0DEG BLK



TE Part # 1379101-2
COV+LEV MQS 18W 90DEG WHI



TE Part # 1670903-1
SHIELD.SHELL,0,18 W MQS FRAME, ASSY

Also in the Series | MQS




Automotive Connector Caps & Covers
(138)




Automotive Connector EMC Shielding
(3)




Automotive Connector Locks & Position Assurance
(30)




Automotive Housings
(507)




Automotive Terminals
(104)



Connector Seals & Cavity Plugs
(31)



Insertion & Extraction Tools
(42)



Other Automotive Connector Accessories
(10)




PCB Headers & Receptacles
(213)

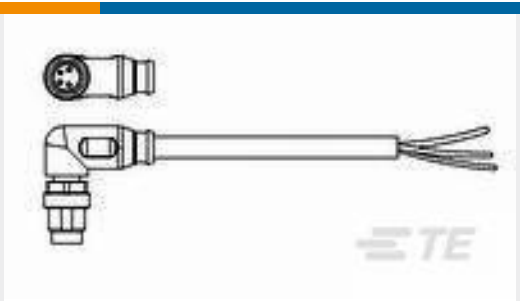
Customers Also Bought



TE Part #185226-1
26pos MQS .63 header 180deg



TE Part #3-5177986-1
0.8FH,P08H.5,040,08/Sn,TR,SC




TE Part #1-2273010-1
M8 x 1.0 Angled plug Pigtail



TE Part #1379101-1
COV+LEV MQS 18W 90DEG BLK




TE Part #1734035-3
MINI USB, TYPE B, R/A, SMT




TE Part #2-1969614-0
20P RCPT VAL-U-LOK V0




TE Part #2-2176380-1
RQ 0805 1K87 0.1% 10PPM 5K RL



TE Part #1-2176314-6
MELF SMA_A 1K8 0.1% 15PPM 0102 0.3W



TE Part #5-2176422-8
TLRP 2512 3.0W R020 1% 50PPM 4K RL



TE Part #1-1924678-6
26P SMT LAC HDR ASY, KEY BF, Hand Mate

Documents

Product Drawings

18pos MQS .63 header 180deg

French

CAD Files

3D PDF

3D

Customer View Model

ENG_CVM_CVM_953302-1_B.2d_dxf.zip

English

Customer View Model

ENG_CVM_CVM_953302-1_B.3d_igs.zip

English

Customer View Model

ENG_CVM_CVM_953302-1_B.3d_stp.zip

English

Customer View Model

ENG_CVM_953302-1_C.3d_igs.zip

English



Customer View Model

[ENG_CVM_953302-1_C.3d_stp.zip](#)

English

Customer View Model

[ENG_CVM_953302-1_C.2d_dxf.zip](#)

English

3D PDF

English

By downloading the CAD file I accept and agree to the [Terms and Conditions](#) of use.

Product Specifications

[EMBASES 18 VOIES SORTIES DROITES A SOUDER SUR CARTE IMPRIMEE](#)

English

Product Specification

English