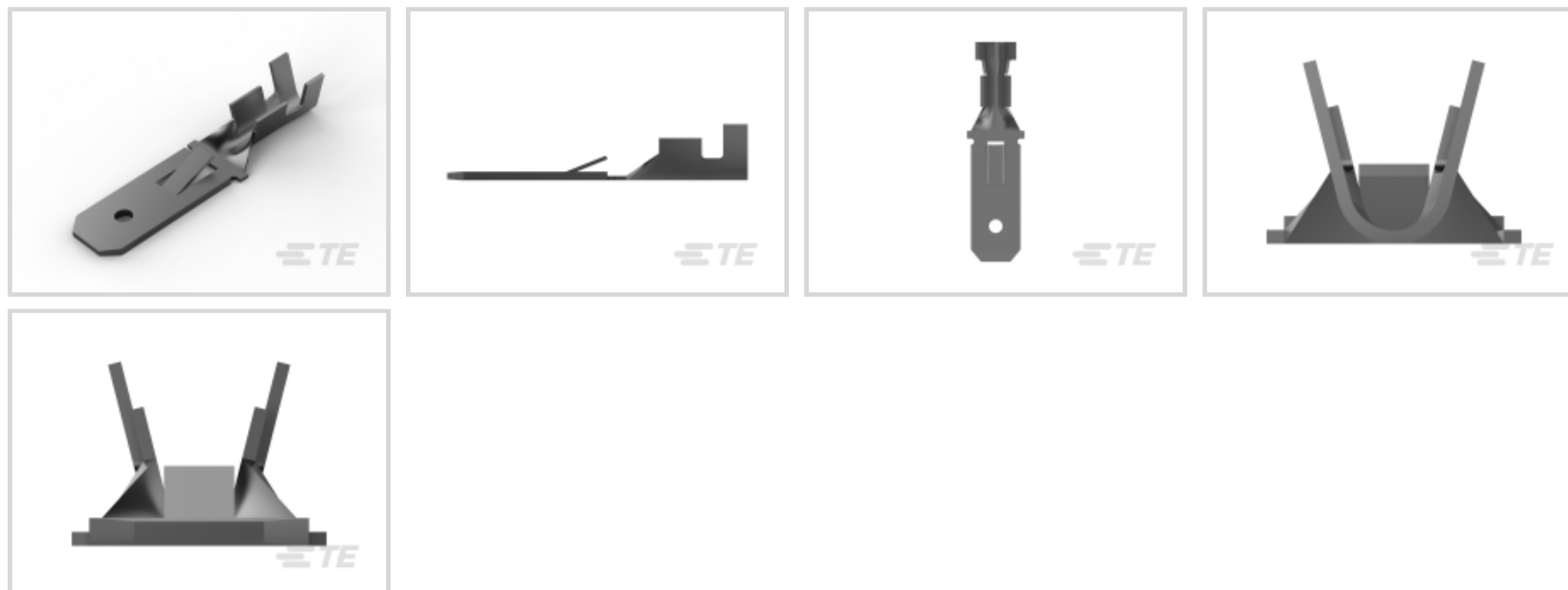




Terminals & Splices > Quick Disconnects



Quick Disconnect Terminal Type: **Tab**

Wire Size: **1.03 – 2.62 mm<sup>2</sup>**

Mating Tab Width: **6.35 mm [.25 in]**

Mating Tab Thickness: **.81 mm [.032 in]**

## Features

### Product Type Features

Insertion Force	Normal
-----------------	--------

### Configuration Features

Connection Capacity	Single
Compatible With Wire & Cable Type	Discrete Wire

### Contact Features

Quick Disconnect Terminal Type	Tab
Mating Tab Width	6.35 mm [.25 in]
Mating Tab Thickness	.81 mm [.032 in]
Terminal Orientation	Straight
Contact Base Material	Brass
Terminal Plating Material	Tin
Crimp Type	F-Crimp
Barrel Type	Open

### Termination Features

--	--



Product Terminates To	Wire & Cable
-----------------------	--------------

### Mechanical Attachment

Locking Lance Height	1.4 mm[.06 in]
----------------------	----------------

Wire Insulation Support	With
-------------------------	------

Mating Retention Type	Locking Lance
-----------------------	---------------

### Dimensions

Terminal Material Thickness	.41 mm[.016 in]
-----------------------------	-----------------

Product Length	27.9 mm[1.098 in]
----------------	-------------------

Compatible Insulation Diameter Range	2.1 – 2.9 mm[.083 – .114 in]
--------------------------------------	------------------------------

Wire Size	1.03 – 2.62 mm <sup>2</sup>
-----------	-----------------------------

### Usage Conditions

Insulation Option	Uninsulated
-------------------	-------------

Operating Temperature Range	-40 – 110 °C[-40 – 230 °F]
-----------------------------	----------------------------

### Packaging Features

Packaging Quantity	3000
--------------------	------

Packaging Method	Strip/Reel
------------------	------------

### Other

Terminals & Splices Comment	With locking hole.
-----------------------------	--------------------

## Product Compliance

[For compliance documentation, visit the product page on TE.com>](#)

EU RoHS Directive 2011/65/EU	Compliant
------------------------------	-----------

EU ELV Directive 2000/53/EC	Compliant
-----------------------------	-----------

China RoHS 2 Directive MIIT Order No 32, 2016	No Restricted Materials Above Threshold
---	---

EU REACH Regulation (EC) No. 1907/2006	Current ECHA Candidate List: JUNE 2023 (235) Candidate List Declared Against: JUNE 2023 (235) Does not contain REACH SVHC
--	---

Halogen Content	Low Halogen - Br, Cl, F, I < 900 ppm per homogenous material. Also BFR/CFR/PVC Free
-----------------	---

Solder Process Capability	Not applicable for solder process capability
---------------------------	--

Product Compliance Disclaimer



This information is provided based on reasonable inquiry of our suppliers and represents our current actual knowledge based on the information they provided. This information is subject to change. The part numbers that TE has identified as EU RoHS compliant have a maximum concentration of 0.1% by weight in homogenous materials for lead, hexavalent chromium, mercury, PBB, PBDE, DBP, BBP, DEHP, DIBP, and 0.01% for cadmium, or qualify for an exemption to these limits as defined in the Annexes of Directive 2011/65/EU (RoHS2). Finished electrical and electronic equipment products will be CE marked as required by Directive 2011/65/EU. Components may not be CE marked. Additionally, the part numbers that TE has identified as EU ELV compliant have a maximum concentration of 0.1% by weight in homogenous materials for lead, hexavalent chromium, and mercury, and 0.01% for cadmium, or qualify for an exemption to these limits as defined in the Annexes of Directive 2000/53/EC (ELV). Regarding the REACH Regulation, the information TE provides on SVHC in articles for this part number is based on the latest European Chemicals Agency (ECHA) 'Guidance on requirements for substances in articles' posted at this URL: <https://echa.europa.eu/guidance-documents/guidance-on-reach>

## Compatible Parts



TE Part # 1-1579007-4  
EXTRACTION TOOL



TE Part # 4-1579007-3  
EXTRACTION TOOL KIT



TE Part # 880636-2  
FF 250 TAB 1.0-2.5 MM2 0.39 X 13.2  
TPBR



TE Part # 2-2150195-2  
OCEAN\_2.0\_Applicator-E-110F1400V



TE Part # 2150195-2  
OCEAN\_2.0\_Applicator-E-110F1400V



KIT  
 REPRESENTATION ONLY

TE Part # 7-2150195-7  
OCEAN\_2.0\_SPARE\_PART\_KIT-  
110F1400V




TE Part # 880638-2  
.110 SERIES FASTIN-




TE Part # 928947-3  
FF FLACHST MIF 6,3


## Also in the Series | FASTIN-FASTON 250




Crimp Terminal Housings(211)



Insertion & Extraction Tools(2)



PCB Terminals(2)



Quick Disconnects(254)

## Customers Also Bought



TE Part #321235  
RECEPT, FASTON SPLICE 22-10



TE Part #172162-1  
12 CIR UNIV M-N-L CAP



TE Part #1969614-6  
6P RCPT VAL-U-LOK V0



TE Part #640417-1  
BLADE REC 250 18-14AWG BR



TE Part #1-1718485-3  
CARRIER FOF RECEPT INSERTS 36  
POS



TE Part #W4SC-P012  
WEDGE LOCK, 4P, PLG, GRN, SL RET,  
DT, C



TE Part #1969612-6  
6P FH PLUG VAL-U-LOK V0



TE Part #280543  
FF 250 REC HSG 2P NYLON NAT



TE Part #1-926522-2  
PL 250 REC HSG 2P NYLON NAT

## Documents

### Product Drawings

[FF 250 TAB 1.0-2.5MM2 TBR](#)

English

### CAD Files

Customer View Model

[ENG\\_CVM\\_CVM\\_928962-2\\_G.2d\\_dxf.zip](#)

English

### 3D PDF

3D

Customer View Model

[ENG\\_CVM\\_CVM\\_928962-2\\_G.3d\\_igs.zip](#)

English

Customer View Model

[ENG\\_CVM\\_CVM\\_928962-2\\_G.3d\\_stp.zip](#)

English

By downloading the CAD file I accept and agree to the [Terms and Conditions](#) of use.

## Datasheets & Catalog Pages



## 1654742\_HOUSEHOLD\_APPLIANCES\_RAST5

English

---

### Product Specifications

#### Application Specification

English

#### FASTIN-FASTON 110, 187, 205 And 312 Series Receptacle Contacts

English

---

### Product Environmental Compliance

#### Product Compliance Document

English

#### Product Compliance Document

English