



MAG-MATE

TE Internal #: 926850-2

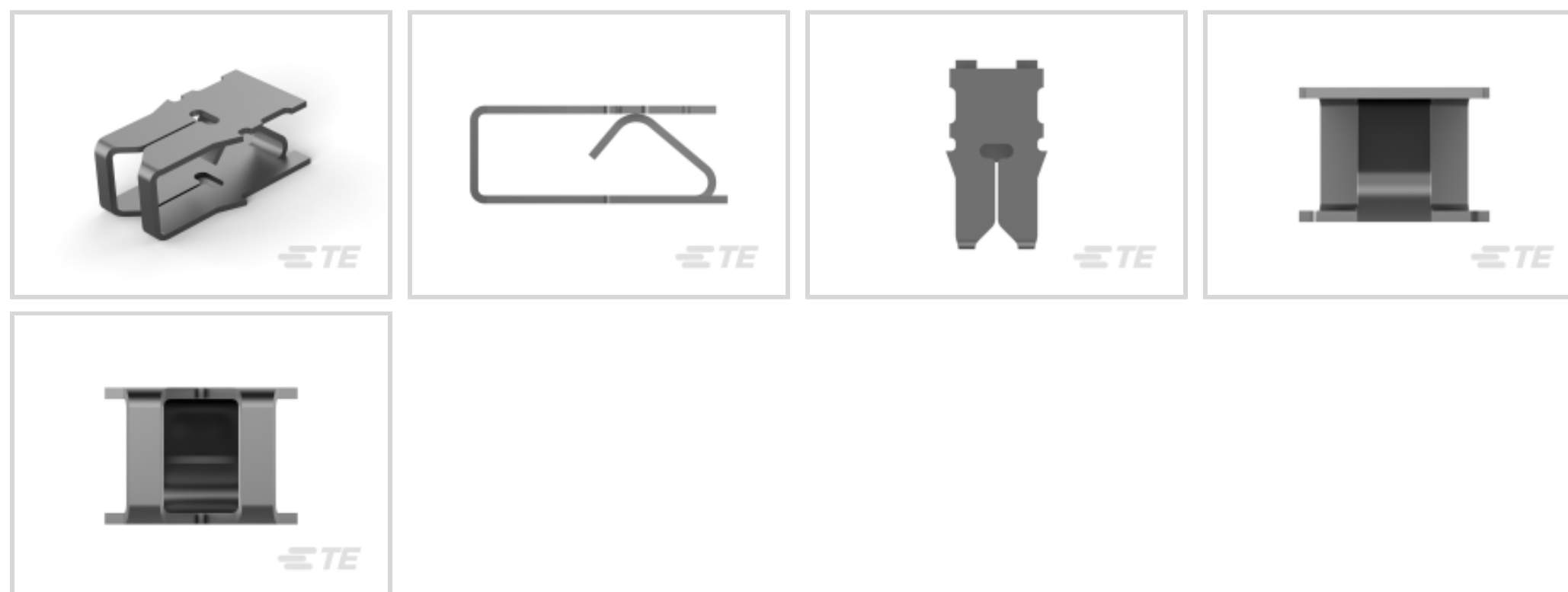
Magnet Wire Terminals, Leaf, Mating Tab Width .134 in [3.4 mm],

Size 2, .18 – .27 mm Magnet Wire, 33 – 31 AWG Magnet Wire,

MAG-MATE

[View on TE.com >](#)

Terminals & Splices > Magnet Wire Terminals



Magnet Wire Terminal Type: **Leaf**

Mating Tab Width: **3.4 mm [.134 in]**

Mating Tab Thickness: **.5 mm [.02 in]**

Compatible With Cavity Size: **Size 2**

Magnet Wire Size: **33 – 31 AWG**

Features

Product Type Features

| | |
|------------------------------------|--------------------|
| Compatible With Discrete Wire Type | Magnet Wire, Solid |
|------------------------------------|--------------------|

Body Features

| | |
|-----------------------------|--------|
| Compatible With Cavity Size | Size 2 |
|-----------------------------|--------|

Contact Features

| | |
|---------------------------|-----------------|
| Magnet Wire Terminal Type | Leaf |
| Mating Tab Width | 3.4 mm[.134 in] |
| Mating Tab Thickness | .5 mm[.02 in] |
| Terminal Plating Material | Tin |
| Terminal Orientation | Twisted |

Termination Features

| | |
|------------------------------------|-------------------------------|
| Termination Method to Wire & Cable | Insulation Displacement (IDC) |
|------------------------------------|-------------------------------|

Dimensions

| | |
|-----------------|---------------|
| Terminal Height | 7.6 mm[.3 in] |
|-----------------|---------------|



| | |
|------------------|--------------|
| Magnet Wire Size | .18 – .27 mm |
|------------------|--------------|

| | |
|------------------------------------|----------------|
| Stock Thickness (Magnet Wire Side) | .25 mm[.01 in] |
|------------------------------------|----------------|

| | |
|----------------|-----------------|
| Product Length | 7.9 mm[.311 in] |
|----------------|-----------------|

Usage Conditions

| | |
|-------------------|-------------|
| Insulation Option | Uninsulated |
|-------------------|-------------|

| | |
|-----------------------------|----------------------------|
| Operating Temperature Range | -65 – 150 °C[-85 – 302 °F] |
|-----------------------------|----------------------------|

Operation/Application

| | |
|------------------------------------|--------|
| Compatible With Wire Base Material | Copper |
|------------------------------------|--------|

Identification Marking

| | |
|-----------------------|---|
| Identification Number | 4 |
|-----------------------|---|

Packaging Features

| | |
|--------------------|-------|
| Packaging Quantity | 15000 |
|--------------------|-------|

| | |
|------------------|-------------------|
| Packaging Method | Reel, Reel/Carton |
|------------------|-------------------|

Other

| | |
|-----------------------------|------------------------------------------------------------------------------------------------------------------------------------------------------------------------------------------------------|
| Terminals & Splices Comment | Two magnet wires may be terminated in same terminal if diameters are equal (max. diameter .55mm), Two magnet wires may be terminated in same terminal if diameters are equal (max. diameter 0.55 mm) |
|-----------------------------|------------------------------------------------------------------------------------------------------------------------------------------------------------------------------------------------------|

Product Compliance

[For compliance documentation, visit the product page on TE.com>](#)

| | |
|------------------------------|-----------|
| EU RoHS Directive 2011/65/EU | Compliant |
|------------------------------|-----------|

| | |
|-----------------------------|-----------|
| EU ELV Directive 2000/53/EC | Compliant |
|-----------------------------|-----------|

| | |
|-----------------------------------------------|-----------------------------------------|
| China RoHS 2 Directive MIIT Order No 32, 2016 | No Restricted Materials Above Threshold |
|-----------------------------------------------|-----------------------------------------|

| | |
|----------------------------------------|--------------------------------------------------------------------------------------------------------------------------------|
| EU REACH Regulation (EC) No. 1907/2006 | Current ECHA Candidate List: JUNE 2023 (235) Candidate List Declared Against: JUL 2021 (219) Does not contain REACH SVHC |
|----------------------------------------|--------------------------------------------------------------------------------------------------------------------------------|

| | |
|-----------------|-------------------------------------------------------------------------------------|
| Halogen Content | Low Halogen - Br, Cl, F, I < 900 ppm per homogenous material. Also BFR/CFR/PVC Free |
|-----------------|-------------------------------------------------------------------------------------|

| | |
|---------------------------|----------------------------------------------|
| Solder Process Capability | Not applicable for solder process capability |
|---------------------------|----------------------------------------------|

Product Compliance Disclaimer

This information is provided based on reasonable inquiry of our suppliers and represents our current actual knowledge based on the information they provided. This information is subject to change. The part numbers that TE has identified as EU RoHS compliant have a maximum concentration of 0.1% by weight in homogenous materials for lead, hexavalent chromium, mercury, PBB, PBDE, DBP, BBP, DEHP, DIBP, and 0.01% for cadmium, or qualify for an exemption to these limits as defined in the Annexes of Directive 2011/65/EU (RoHS2). Finished electrical and electronic equipment products will be CE marked as required by Directive 2011/65/EU. Components may not be CE marked. Additionally, the part numbers that TE has identified as EU ELV compliant have a maximum concentration of 0.1% by weight in homogenous materials for lead, hexavalent chromium, and mercury, and 0.01% for cadmium, or qualify for an exemption to these limits as defined in the Annexes of Directive 2000/53/EC (ELV). Regarding the REACH Regulation, the information TE provides on SVHC in articles for this part number is based on the latest European Chemicals Agency (ECHA) 'Guidance on requirements for substances in articles' posted at this URL: <https://echa.europa.eu/guidance-documents/guidance-on-reach>

Compatible Parts



TE Part # 926852-2
MAG MATE LEAF KONT



TE Part # 62781-3
TERM MAG-MATE MINI 42-52 TPBR



TE Part # 926851-2
MAG MATE LEAF KONT



TE Part # 928770-2
MAG-MATE LEAF CONT.



TE Part # 964339-2
MAG MATE KONT. MKII



TE Part # 1394759-1
MAG MATE CONT. MKII



TE Part # 964339-1
MAG MATE KONT. MKII



TE Part # 926850-1
MAG MATE LEAF KONT



TE Part # 926851-4
MAG-MATE LEAF KONT



TE Part # 926851-1
MAG MATE LEAF KONT



TE Part # 1740149-3
MAG MATE LEAF TERMINAL MKII



TE Part # 2-926850-1
MAG MATE LEAF KONT



TE Part # 2-964338-2
MAG MATE CONTACT MK II



TE Part # 2-964338-7
MAG MATE CONTACT MK II



TE Part # 737432-2
MAG-MATE POKE-IN TERMINAL



TE Part # 926850-7
MAG-MATE LEAF KONT



TE Part # 926852-1
MAG-MATE LEAF CONT.



TE Part # 926852-4
MAG MATE LEAF KONT

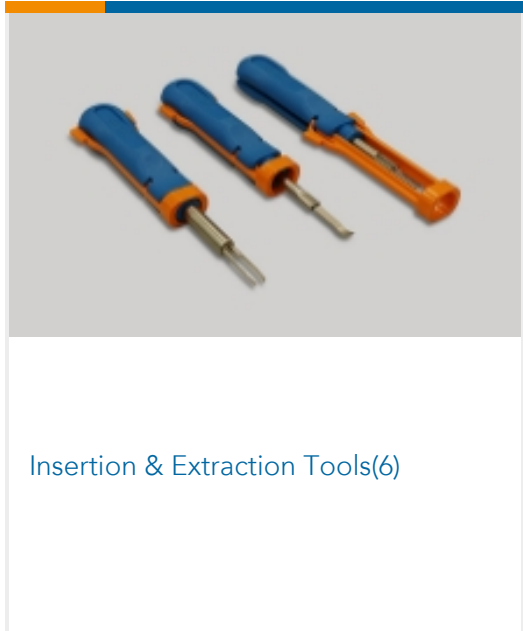


TE Part # 964338-1
MAG MATE LEAF KONT



TE Part # 964340-2
MAG MATE KONT. MKII


Also in the Series | MAG-MATE



Insertion & Extraction Tools(6)



Magnet Wire Terminals(435)



PCB Terminals(1)

Customers Also Bought



TE Part #179938-1
AMP POWER DBL LOCK PLUG HSG 3P



TE Part #177915-2
AMP POWER DBL LOCK REC



TE Part #2328702-6
6PIN 0.5MMP FPC CONNECTOR,
BACK FLIP LOCK



TE Part #20009605-16
FX29K0-040B-0010-L



TE Part #63038-2
250 FASTON TAB BR



TE Part #170891-2
250 FASTON HSG.,FLAG,REC.,
NATRUAL



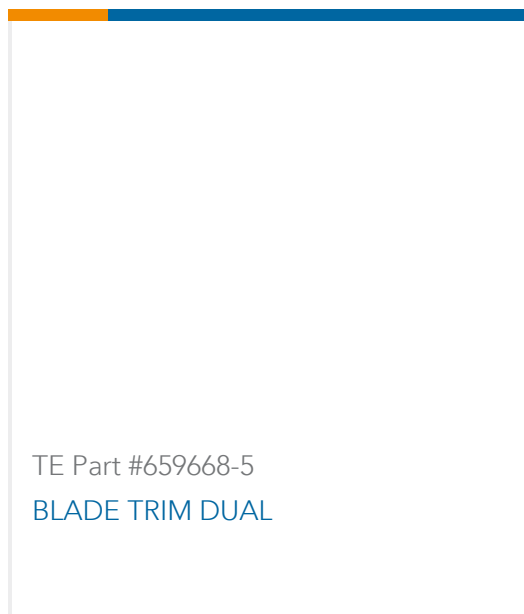
TE Part #2-2176343-9
CRGCO 1206 2K2 1%



TE Part #1-2176343-9
CRGCO 1206 330R 1%



TE Part #3-2176328-1
CRGP 1206 3K3 1%



TE Part #659668-5
BLADE TRIM DUAL



Documents

CAD Files

3D PDF

3D

Customer View Model

[ENG_CVM_CVM_926850-2_W.2d_dxf.zip](#)

English

Customer View Model

[ENG_CVM_CVM_926850-2_W.3d_igs.zip](#)

English

Customer View Model

[ENG_CVM_CVM_926850-2_W.3d_stp.zip](#)

English

By downloading the CAD file I accept and agree to the [Terms and Conditions](#) of use.

Product Specifications

Application Specification

English

Product Environmental Compliance

TE Material Declaration

English