

9-331350-3 ✓ ACTIVE

[AMP](#) | [AMP BNC](#)

TE Internal #: 9-331350-3

BNC RF Interface, Plug, 50 Ω, RG 179 / RG 187, Bayonet, 4 GHz

Operating Frequency, 1 Position, Sealable, Wire & Cable, AMP BNC

[View on TE.com >](#)



[Connectors](#) > [RF Connectors](#) > [Coax Connectors](#)



RF Interface: **BNC**

RF Connector Style: **Plug**

RF Connector Mated Outer Diameter (Approximate): **14.53 mm [.572 in]**

Impedance: **50 Ω**

Compatible With RF Cable Type: **RG 179, RG 187**

Features

Product Type Features

Connector Seal & Plug Type	Interfacial Seal
RF Interface	BNC
RF Connector Style	Plug
Compatible With RF Cable Type	RG 179, RG 187
Sealable	Yes
Connector & Contact Terminates To	Wire & Cable

Configuration Features

Number of Positions	1
Number of Coaxial Contacts	1

Electrical Characteristics

Impedance	50 Ω
-----------	------

Body Features

Cable Connector Orientation	Straight
Body Material	Brass
Body Material Finish	Plated
Body Plating Material	Silver

Contact Features

RF Connector Center Contact Underplating Material	Nickel
---	--------



Crimp Type	Dual
------------	------

RF Connector Center Contact Plating Material	Gold
--	------

RF Connector Center Contact Material	Brass
--------------------------------------	-------

Termination Features

Termination Method to Wire & Cable	Crimp
------------------------------------	-------

Mechanical Attachment

RF Connector Coupling Mechanism	Bayonet
---------------------------------	---------

RF Contact Captivation Method	Mechanical
-------------------------------	------------

Dimensions

RF Connector Mated Outer Diameter (Approximate)	14.53 mm[.572 in]
---	-------------------

Usage Conditions

Insulation Option	Uninsulated
-------------------	-------------

Operating Temperature Range	-65 – 165 °C[-85 – 329 °F]
-----------------------------	----------------------------

Operation/Application

Operating Frequency	4 GHz
---------------------	-------

Packaging Features

Packaging Method	Package
------------------	---------

Other

Coupling Nut Base Material	Brass
----------------------------	-------

Grade	Military
-------	----------

Dielectric Material	PTFE
---------------------	------

Product Compliance

[For compliance documentation, visit the product page on TE.com>](#)

EU RoHS Directive 2011/65/EU	Compliant with Exemptions
------------------------------	---------------------------

EU ELV Directive 2000/53/EC	Compliant with Exemptions
-----------------------------	---------------------------

China RoHS 2 Directive MIIT Order No 32, 2016	Restricted Materials Above Threshold
---	--------------------------------------

EU REACH Regulation (EC) No. 1907/2006	<p>Current ECHA Candidate List: JUNE 2023 (235)</p> <p>Candidate List Declared Against: JAN 2021 (211)</p> <p>SVHC > Threshold:</p> <p>Pb (4% in Contact/Component)</p> <p>Article Safe Usage Statements:</p>
--	--



Do not eat, drink or smoke when using this product. Wash thoroughly after handling. Recycle if possible and dispose of the article by following all applicable governmental regulations relevant to your geographic location.

Halogen Content

Low Bromine/Chlorine - Br and Cl < 900 ppm per homogenous material. Also BFR /CFR/PVC Free

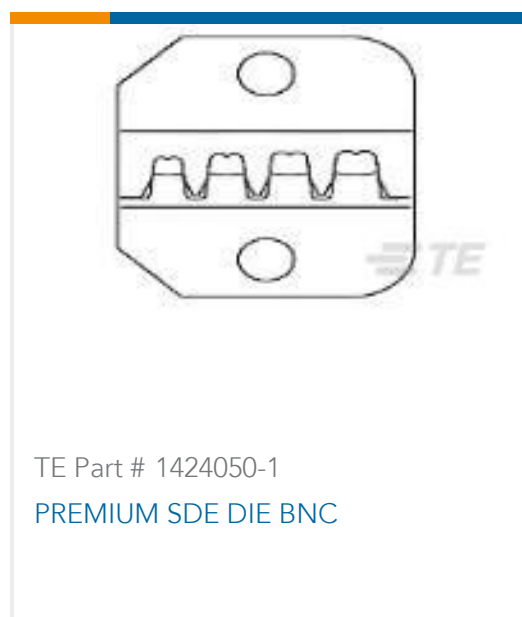
Solder Process Capability

Not applicable for solder process capability


Product Compliance Disclaimer

This information is provided based on reasonable inquiry of our suppliers and represents our current actual knowledge based on the information they provided. This information is subject to change. The part numbers that TE has identified as EU RoHS compliant have a maximum concentration of 0.1% by weight in homogenous materials for lead, hexavalent chromium, mercury, PBB, PBDE, DBP, BBP, DEHP, DIBP, and 0.01% for cadmium, or qualify for an exemption to these limits as defined in the Annexes of Directive 2011/65/EU (RoHS2). Finished electrical and electronic equipment products will be CE marked as required by Directive 2011/65/EU. Components may not be CE marked. Additionally, the part numbers that TE has identified as EU ELV compliant have a maximum concentration of 0.1% by weight in homogenous materials for lead, hexavalent chromium, and mercury, and 0.01% for cadmium, or qualify for an exemption to these limits as defined in the Annexes of Directive 2000/53/EC (ELV). Regarding the REACH Regulation, the information TE provides on SVHC in articles for this part number is based on the latest European Chemicals Agency (ECHA) 'Guidance on requirements for substances in articles' posted at this URL: <https://echa.europa.eu/guidance-documents/guidance-on-reach>


Compatible Parts



Also in the Series | AMP BNC



Customers Also Bought



TE Part #281695-6
HEADER HE14 STRAIGHT 6 P



TE Part #3-1478978-1
SMA R/A PCB SKT GB



TE Part #5-103669-1
02 MTE HDR SRST LATCH W/HLDWN



TE Part #5-146276-2
02 MODII HDR SRST B/A .100CL



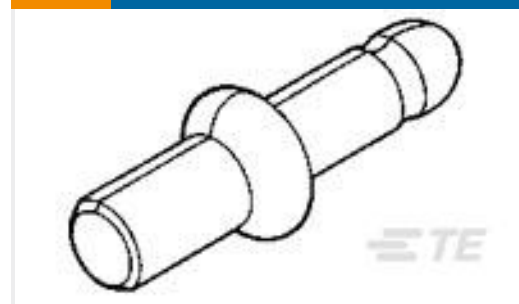
TE Part #34856
TERMINAL,PG R 12-10 5/16



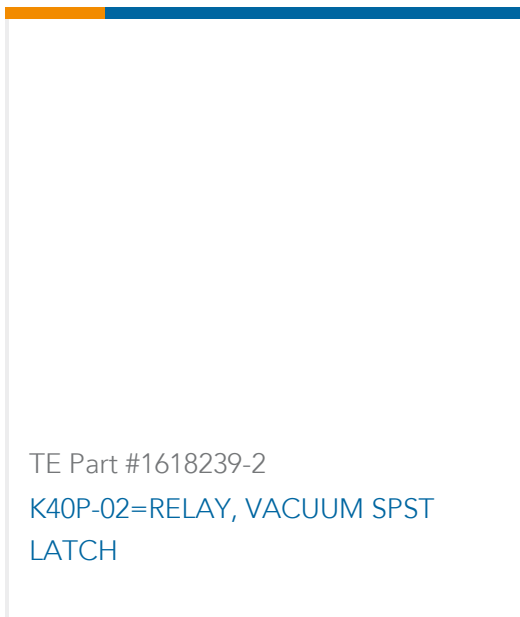
TE Part #2201778-1
MICRO SD PUSH PUSH LOW PROFILE TYPE



TE Part #1-796406-2
CPC PSTD RCPT,23-37,R/A LF, inserts



TE Part #60824-1
.058 DIA PIN PC PTPPHBZ



TE Part #1618239-2
K40P-02=RELAY, VACUUM SPST LATCH

Documents

Product Drawings

BNC PLUG PTFE

English

CAD Files

Customer View Model

[ENG_CVM_CVM_9-331350-3_BR.2d_dxf.zip](#)

English

3D PDF

3D

Customer View Model

[ENG_CVM_CVM_9-331350-3_BR.3d_igs.zip](#)

English

Customer View Model

[ENG_CVM_CVM_9-331350-3_BR.3d_stp.zip](#)

English

By downloading the CAD file I accept and agree to the [Terms and Conditions](#) of use.

Instruction Sheets



[COAXICON 50-Ohm RF Series BNC Plug Connectors 225395-\(\), 225886-\(\), and 331350-\(\)](#)

English

[Instruction Sheet \(U.S.\)](#)

English