

9-160583-5 ✓ ACTIVE

FASTON | FASTON 250

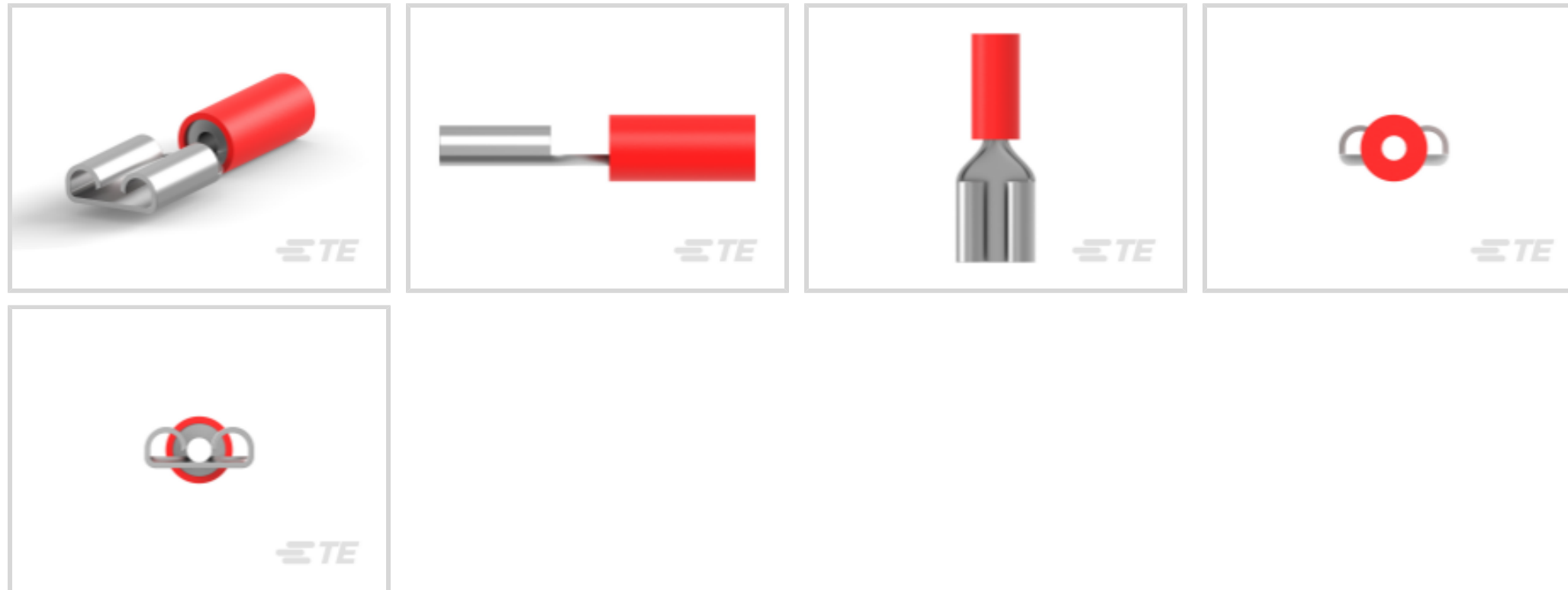
TE Internal #: 9-160583-5

Quick Disconnects, Receptacle, 22 – 16 AWG Wire Size, .3 – 1.5 mm² Wire Size, 592 – 3260 CMA Wire Size, Mating Tab Width 6.35 mm [.25 in], FASTON 250

[View on TE.com >](#)



Terminals & Splices > Quick Disconnects



Quick Disconnect Terminal Type: **Receptacle**

Wire Size: **592 – 3260 CMA**

Mating Tab Width: **6.35 mm [.25 in]**

Features

Product Type Features

Insertion Force	Normal
-----------------	--------

Configuration Features

Connection Capacity	Single
---------------------	--------

Electrical Characteristics

Voltage Rating	300 V
----------------	-------

Body Features

Insulation Material	Nylon
---------------------	-------

Contact Features

Quick Disconnect Terminal Type	Receptacle
--------------------------------	------------

Mating Tab Width	6.35 mm [.25 in]
------------------	------------------

Mating Tab Thickness	.81 mm [.032 in]
----------------------	------------------

Terminal Orientation	Straight
----------------------	----------

Contact Base Material	Phosphor Bronze
-----------------------	-----------------

Terminal Plating Material	Tin
---------------------------	-----

Crimp Type	Compression
------------	-------------



Barrel Type	Closed
-------------	--------

Termination Features

Product Terminates To	Wire & Cable
-----------------------	--------------

Mechanical Attachment

Wire Insulation Support	With
-------------------------	------

Mating Retention Type	Dimple
-----------------------	--------

Dimensions

Product Length	22.2 mm [.874 in]
----------------	-------------------

Compatible Insulation Diameter Range	3.5 mm [.14 in]
--------------------------------------	-----------------

Wire Size	592 – 3260 CMA
-----------	----------------

Usage Conditions

Insulation Option	Partially Insulated
-------------------	---------------------

Operating Temperature Range	105 °C [221 °F]
-----------------------------	-----------------

Packaging Features

Packaging Quantity	1000
--------------------	------

Packaging Method	Loose Piece
------------------	-------------

Other

Barrel Color	Red
--------------	-----

Product Compliance

[For compliance documentation, visit the product page on TE.com>](#)

EU RoHS Directive 2011/65/EU	Compliant
------------------------------	-----------

EU ELV Directive 2000/53/EC	Compliant
-----------------------------	-----------

China RoHS 2 Directive MIIT Order No 32, 2016	No Restricted Materials Above Threshold
---	---

EU REACH Regulation (EC) No. 1907/2006	Current ECHA Candidate List: JUNE 2023 (235) Candidate List Declared Against: JUNE 2023 (235) Does not contain REACH SVHC
--	---

Halogen Content	Low Halogen - Br, Cl, F, I < 900 ppm per homogenous material. Also BFR/CFR/PVC Free
-----------------	---

Solder Process Capability	Not applicable for solder process capability
---------------------------	--

Product Compliance Disclaimer



This information is provided based on reasonable inquiry of our suppliers and represents our current actual knowledge based on the information they provided. This information is subject to change. The part numbers that TE has identified as EU RoHS compliant have a maximum concentration of 0.1% by weight in homogenous materials for lead, hexavalent chromium, mercury, PBB, PBDE, DBP, BBP, DEHP, DIBP, and 0.01% for cadmium, or qualify for an exemption to these limits as defined in the Annexes of Directive 2011/65/EU (RoHS2). Finished electrical and electronic equipment products will be CE marked as required by Directive 2011/65/EU. Components may not be CE marked. Additionally, the part numbers that TE has identified as EU ELV compliant have a maximum concentration of 0.1% by weight in homogenous materials for lead, hexavalent chromium, and mercury, and 0.01% for cadmium, or qualify for an exemption to these limits as defined in the Annexes of Directive 2000/53/EC (ELV). Regarding the REACH Regulation, the information TE provides on SVHC in articles for this part number is based on the latest European Chemicals Agency (ECHA) 'Guidance on requirements for substances in articles' posted at this URL: <https://echa.europa.eu/guidance-documents/guidance-on-reach>

Compatible Parts



REPRESENTATION ONLY

TE Part # 47386-4
DAHT PG PIDG 26-16 ASSY



TE Part # 58423-1
DIE, RBY IS9252



TE Part # 9-1377174-2
SMP 9-0160583-5



TE Part # 58433-3
PRO CR ASSY, RBY IS9252



REPRESENTATION ONLY

TE Part # 525690
DAHT PG PIDG 20-18 ASSY



REPRESENTATION ONLY

TE Part # 90035-3
DAHT PIDG FASTON 22-18 ASSY



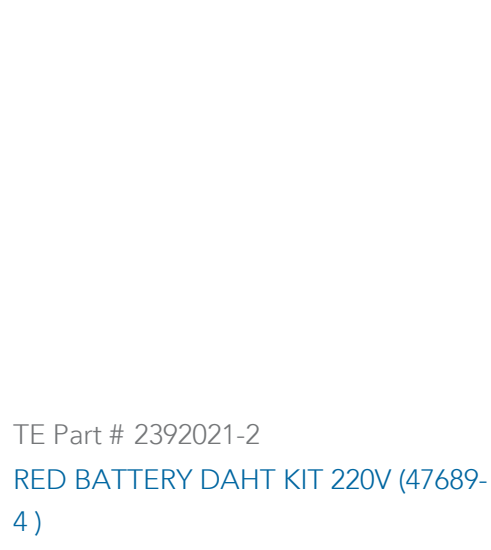
TE Part # 2063030-1
SDE DIESET, RBY, UL



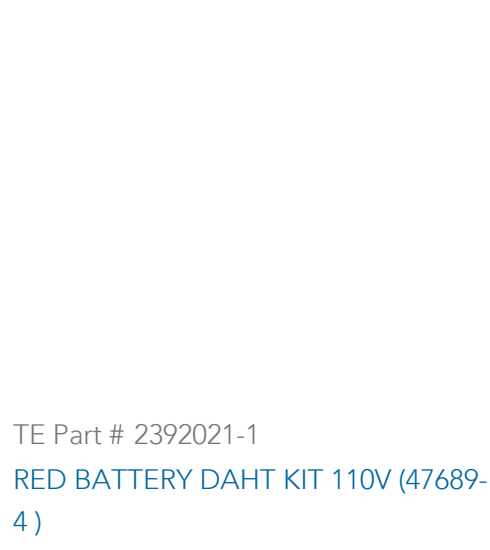
TE Part # 169400
CERTI-LOK FRAME W/O DIES



TE Part # 1SET191001R0000
CRIMP-HT



TE Part # 2392021-2
RED BATTERY DAHT KIT 220V (47689-4)



TE Part # 2392021-1
RED BATTERY DAHT KIT 110V (47689-4)



TE Part # 169404
CERTI-LOK DIE

Also in the Series | **FASTON 250**



Compression Connectors(4)



Crimp Terminal Housings(142)



Insertion & Extraction Tools(6)



Magnet Wire Terminals(1)



PCB Terminals(135)



Quick Disconnects(445)



Splices(4)

Customers Also Bought



TE Part #5-1625892-8
3W SM M/OX 5% 560R



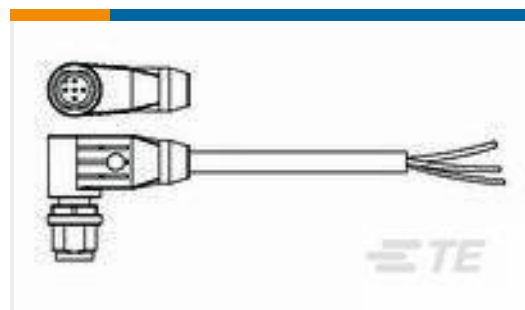
TE Part #5068364001
CGPT-38/19-6-SP



TE Part #D369-R99-NP0
369 9 WAY REC, NO CONTACTS, PIN




TE Part #095122-000
TMS-SCE-1K-1/2-2.0-S3-9




TE Part #2273100-3
M12 x 1.0 angled plug pigt shld A



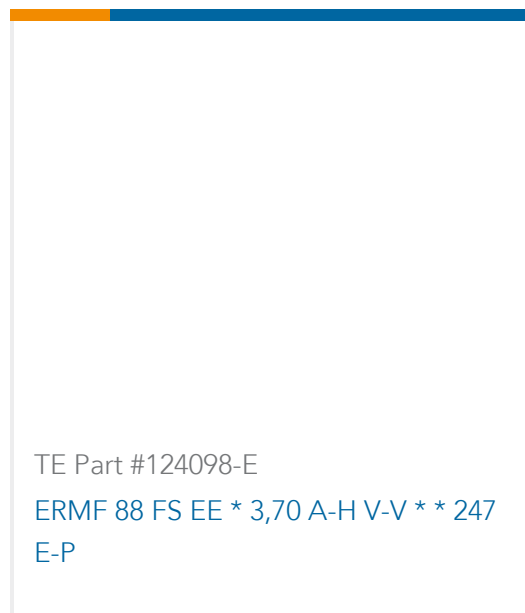
TE Part #F26778-000
ST58-5-00



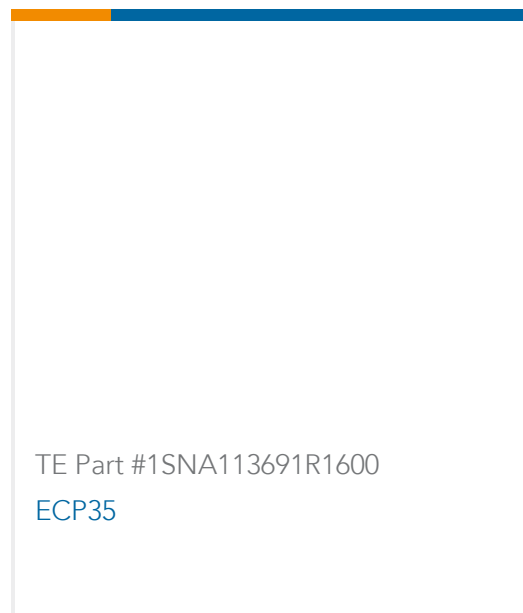
TE Part #1SNA115147R1600
M120/35.F



TE Part #5-1768377-0
LBF-561140504



TE Part #124098-E
ERMF 88 FS EE * 3,70 A-H V-V ** 247
E-P



TE Part #1SNA113691R1600
ECP35

Documents



Product Drawings

250 PIDG FASTON REC

English

CAD Files

3D PDF

English

Customer View Model

[ENG_CVM_9-160583-5_L3.2d_dxf.zip](#)

English

Customer View Model

[ENG_CVM_9-160583-5_L3.3d_igs.zip](#)

English

Customer View Model

[ENG_CVM_9-160583-5_L3.3d_stp.zip](#)

English

3D PDF

3D

Customer View Model

[ENG_CVM_CVM_9-160583-5_S.2d_dxf.zip](#)

English

Customer View Model

[ENG_CVM_CVM_9-160583-5_S.3d_igs.zip](#)

English

Customer View Model

[ENG_CVM_CVM_9-160583-5_S.3d_stp.zip](#)

English

By downloading the CAD file I accept and agree to the [Terms and Conditions](#) of use.

Datasheets & Catalog Pages

PIDG Terminals and Splices Quick Reference Guide

English

Product Environmental Compliance

Product Compliance Document

English

Product Compliance Document

English