

9-160313-6 ✓ ACTIVE

FASTON | FASTON 250


TE Internal #: 9-160313-6

Quick Disconnects, Receptacle, 17 – 13 AWG Wire Size, 1 – 2.5 mm² Wire Size, 1980 – 4914 CMA Wire Size, Mating Tab Width 6.35 mm [.25 in], FASTON 250

[View on TE.com >](#)



Terminals & Splices > Quick Disconnects



Quick Disconnect Terminal Type: **Receptacle**

Wire Size: **1980 – 4914 CMA**

Mating Tab Width: **6.35 mm [.25 in]**

Features

Product Type Features

Terminal Features	Wire Stop
Insertion Force	Normal

Configuration Features

Connection Capacity	Single
---------------------	--------

Electrical Characteristics

Voltage Rating	300 V
----------------	-------

Body Features

Insulation Material	Nylon
---------------------	-------

Contact Features

Quick Disconnect Terminal Type	Receptacle
Mating Tab Width	6.35 mm [.25 in]
Mating Tab Thickness	.81 mm [.032 in]
Terminal Orientation	Straight
Contact Base Material	Phosphor Bronze
Terminal Plating Material	Silver



Crimp Type	Compression
------------	-------------

Barrel Type	Closed
-------------	--------

Termination Features

Product Terminates To	Wire & Cable
-----------------------	--------------

Mechanical Attachment

Wire Insulation Support	With
-------------------------	------

Mating Retention Type	Dimple
-----------------------	--------

Dimensions

Product Length	23.2 mm[.913 in]
----------------	------------------

Compatible Insulation Diameter Range	4.29 mm[.169 in]
--------------------------------------	------------------

Wire Size	1980 – 4914 CMA
-----------	-----------------

Usage Conditions

Insulation Option	Partially Insulated
-------------------	---------------------

Operating Temperature Range	105 °C[221 °F]
-----------------------------	----------------

Packaging Features

Packaging Quantity	3500
--------------------	------

Packaging Method	Box
------------------	-----

Other

Barrel Color	Blue
--------------	------

Product Compliance

[For compliance documentation, visit the product page on TE.com>](#)

EU RoHS Directive 2011/65/EU	Compliant
------------------------------	-----------

EU ELV Directive 2000/53/EC	Compliant
-----------------------------	-----------

China RoHS 2 Directive MIIT Order No 32, 2016	No Restricted Materials Above Threshold
-----------------------------------------------	-----------------------------------------

EU REACH Regulation (EC) No. 1907/2006	Current ECHA Candidate List: JUNE 2023 (235) Candidate List Declared Against: JUNE 2023 (235) Does not contain REACH SVHC
----------------------------------------	---------------------------------------------------------------------------------------------------------------------------------

Halogen Content	Low Halogen - Br, Cl, F, I < 900 ppm per homogenous material. Also BFR/CFR/PVC Free
-----------------	-------------------------------------------------------------------------------------

Solder Process Capability	Not applicable for solder process capability
---------------------------	----------------------------------------------

Product Compliance Disclaimer

This information is provided based on reasonable inquiry of our suppliers and represents our current actual knowledge based on the information they provided. This information is subject to change. The part numbers that TE has identified as EU RoHS compliant have a maximum concentration of 0.1% by weight in homogenous materials for lead, hexavalent chromium, mercury, PBB, PBDE, DBP, BBP, DEHP, DIBP, and 0.01% for cadmium, or qualify for an exemption to these limits as defined in the Annexes of Directive 2011/65/EU (RoHS2). Finished electrical and electronic equipment products will be CE marked as required by Directive 2011/65/EU. Components may not be CE marked. Additionally, the part numbers that TE has identified as EU ELV compliant have a maximum concentration of 0.1% by weight in homogenous materials for lead, hexavalent chromium, and mercury, and 0.01% for cadmium, or qualify for an exemption to these limits as defined in the Annexes of Directive 2000/53/EC (ELV). Regarding the REACH Regulation, the information TE provides on SVHC in articles for this part number is based on the latest European Chemicals Agency (ECHA) 'Guidance on requirements for substances in articles' posted at this URL: <https://echa.europa.eu/guidance-documents/guidance-on-reach>

Compatible Parts



REPRESENTATION ONLY

TE Part # 47387
DAHT PG PIDG 20-14 ASSY



TE Part # 58423-1
DIE, RBY IS9252



REPRESENTATION ONLY

TE Part # 47387-7
DAHT PG PIDG 16-12 ASSY



TE Part # 2323802-3
SSRMP-240D10 = Mini Puck, 10A, 240V AC



TE Part # 2323802-9
SSRMP-240D10R = Mini Puck, 10A, 240V AC, R



TE Part # 1-2323802-3
SSRMP-480D10R = Mini Puck, 10A, 480V AC, R



TE Part # 58433-3
PRO CR ASSY, RBY IS9252



REPRESENTATION ONLY

TE Part # 525691
DAHT PG PIDG 16-14 ASSY



TE Part # 539691-2
ERGO DIE R.B.Y



REPRESENTATION ONLY

TE Part # 90009-8
DAHT PIDG FASTON 16-14 ASSY



TE Part # 2063030-1
SDE DIESET, RBY, UL



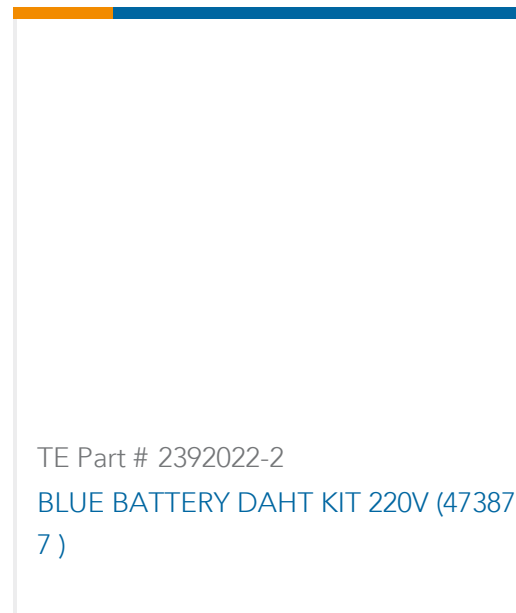
TE Part # 2323802-6
SSRMP-480D10 = Mini Puck, 10A, 480V AC



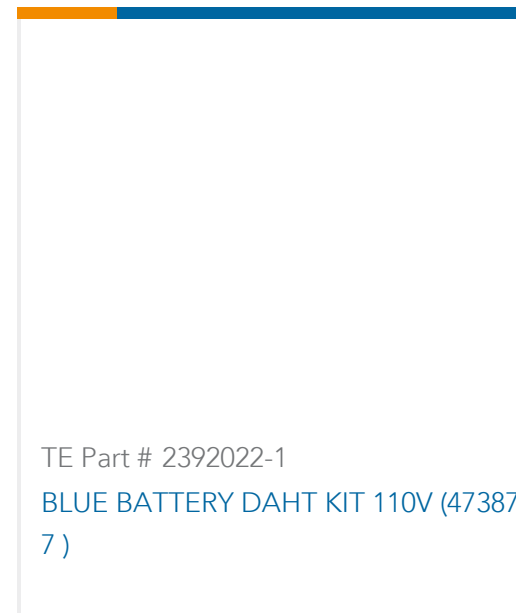
TE Part # 169400
CERTI-LOK FRAME W/O DIES



TE Part # 1SET191001R0000
CRIMP-HT



TE Part # 2392022-2
BLUE BATTERY DAHT KIT 220V (47387-7)




TE Part # 2392022-1
BLUE BATTERY DAHT KIT 110V (47387-7)

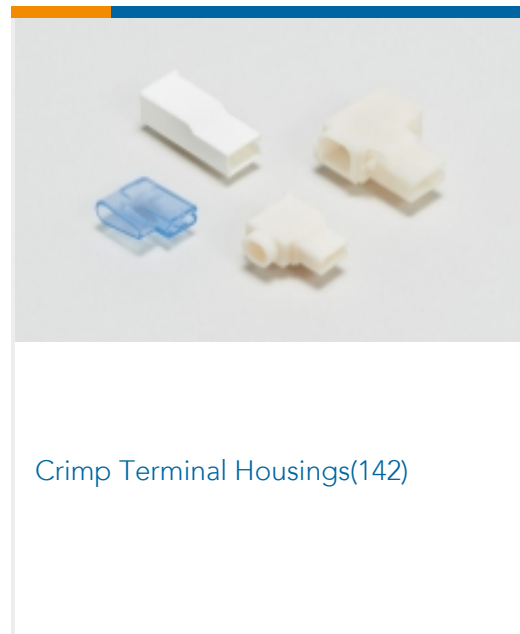


TE Part # 169404
CERTI-LOK DIE

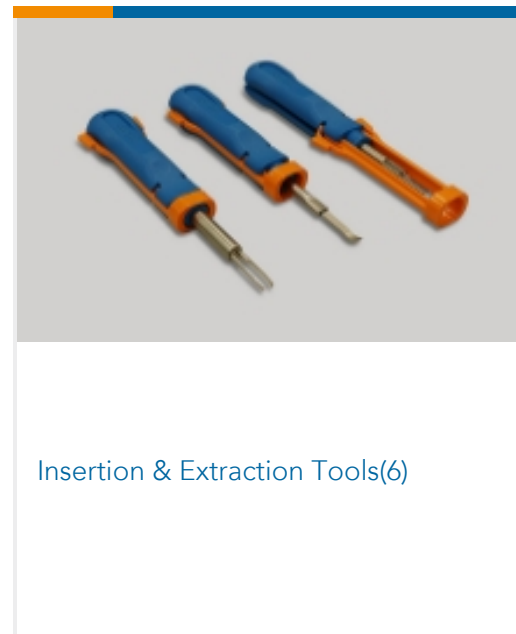
Also in the Series | FASTON 250



Compression Connectors(4)




Crimp Terminal Housings(142)



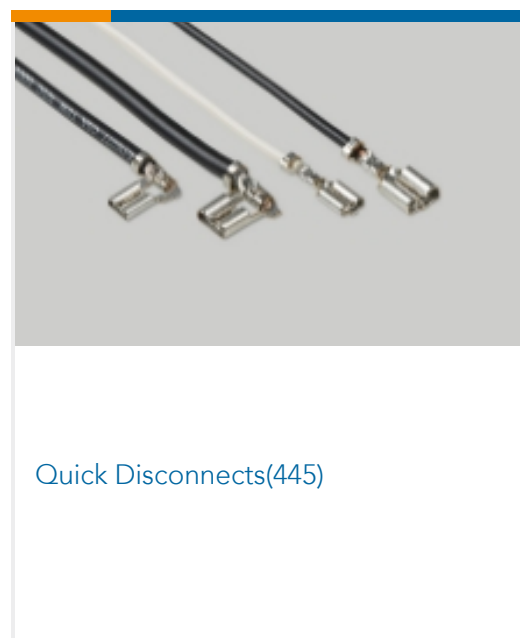
Insertion & Extraction Tools(6)



Magnet Wire Terminals(1)



PCB Terminals(135)



Quick Disconnects(445)



Splices(4)

Customers Also Bought



TE Part #130171
PIDG Ring Tongue Terminals



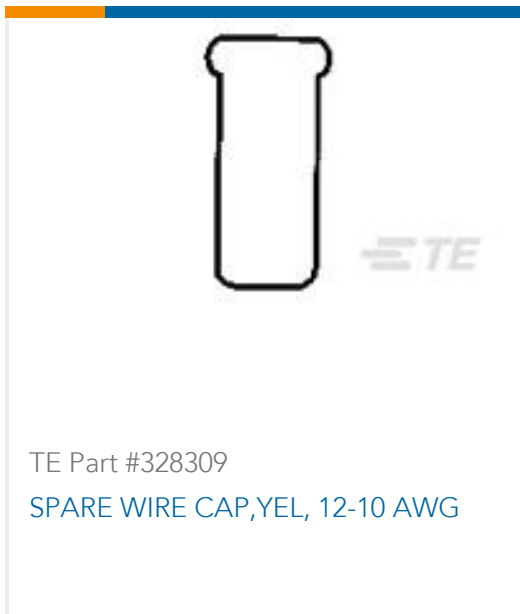
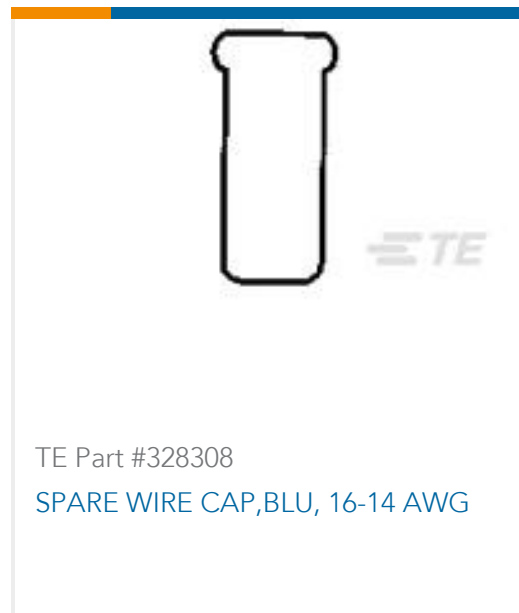
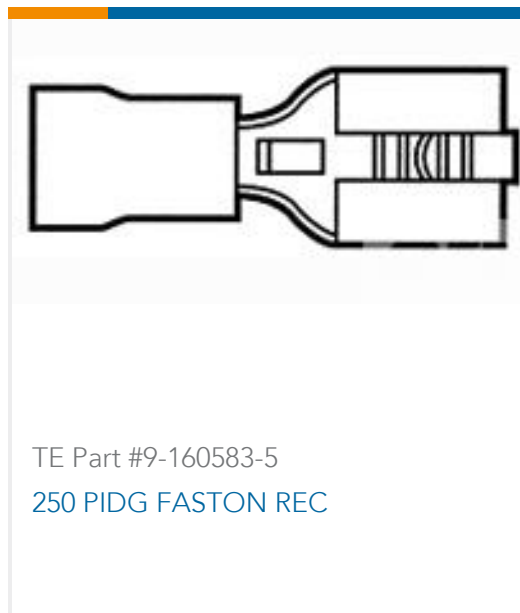
TE Part #4-1625999-0
HSC100 4R7 5%



TE Part #324486
SPARE WIRE CAP,BLU .120-.145 INS.



TE Part #150730
22-16 PIDG TAB 3,3/3



Documents

Product Drawings

[250 PIDG FASTON REC](#)

English

CAD Files

[3D PDF](#)

English

Customer View Model

[ENG_CVM_9-160313-6_H1.2d_dxf.zip](#)

English

Customer View Model

[ENG_CVM_9-160313-6_H1.3d_igs.zip](#)

English

Customer View Model

[ENG_CVM_9-160313-6_H1.3d_stp.zip](#)

English

[3D PDF](#)

3D

Customer View Model

[ENG_CVM_CVM_9-160313-6_V.2d_dxf.zip](#)

English

Customer View Model

[ENG_CVM_CVM_9-160313-6_V.3d_igs.zip](#)

English

Customer View Model

[ENG_CVM_CVM_9-160313-6_V.3d_stp.zip](#)

English



By downloading the CAD file I accept and agree to the [Terms and Conditions](#) of use.

Datasheets & Catalog Pages

PIDG Terminals and Splices Quick Reference Guide

English