



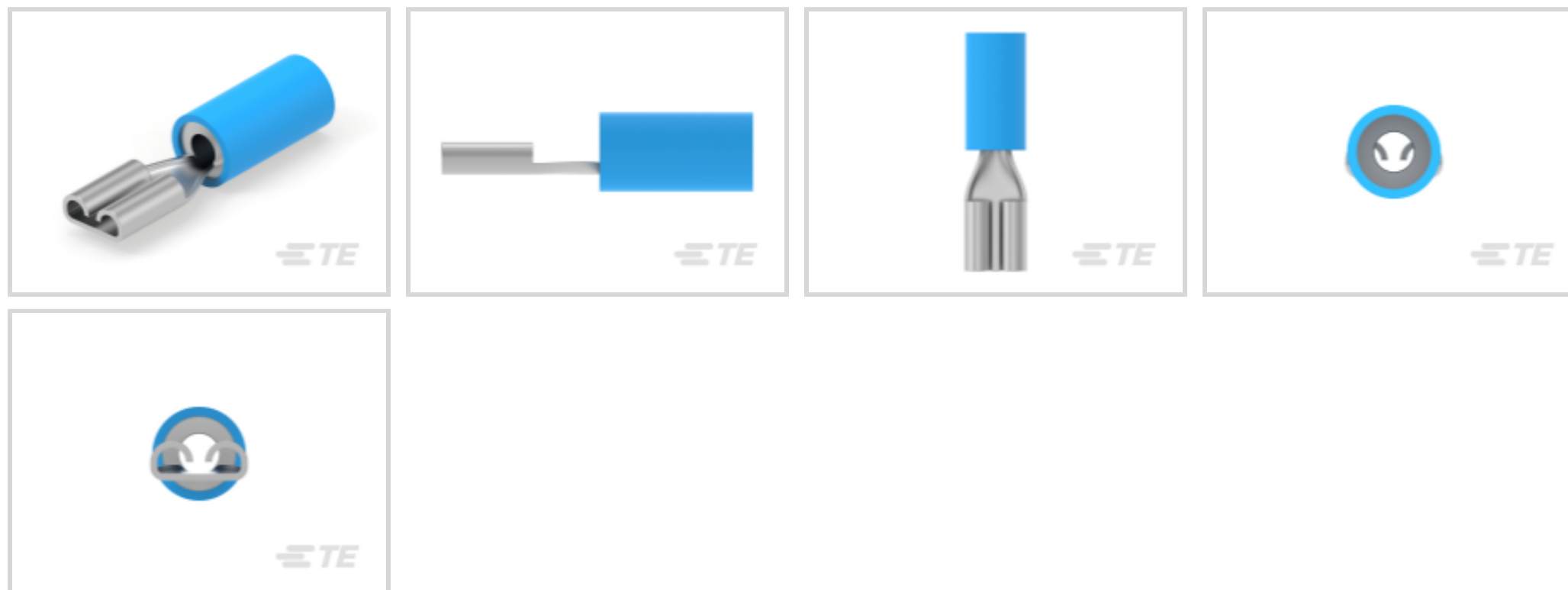
PIDG

TE Internal #: 9-1377174-9

Quick Disconnects, Receptacle, 17 – 13 AWG Wire Size, 1 – 2.5 mm<sup>2</sup> Wire Size, 1974 – 4933 CMA Wire Size, Mating Tab Width 4.8 mm [.189 in], PIDG

[View on TE.com >](#)

Terminals & Splices > Quick Disconnects



Quick Disconnect Terminal Type: **Receptacle**

Wire Size: **1974 – 4933 CMA**

Mating Tab Width: **4.8 mm [.189 in]**

**Features**

**Product Type Features**

Insertion Force	Normal
-----------------	--------

**Electrical Characteristics**

Voltage Rating	300 V
----------------	-------

**Body Features**

Insulation Material	Nylon
---------------------	-------

**Contact Features**

Quick Disconnect Terminal Type	Receptacle
Mating Tab Width	4.8 mm [.189 in]
Mating Tab Thickness	.5 mm [.02 in]
Terminal Orientation	Straight
Contact Base Material	Brass
Terminal Plating Material	Tin
Crimp Type	Compression
Barrel Type	Closed

**Mechanical Attachment**



Wire Insulation Support	With
-------------------------	------

### Dimensions

Compatible Insulation Diameter Range	4.29 mm[.169 in]
Wire Size	1974 – 4933 CMA

### Usage Conditions

Insulation Option	Partially Insulated
Operating Temperature Range	105 °C[221 °F]

### Packaging Features

Packaging Quantity	100
Packaging Method	Box

### Other

Barrel Color	Blue
Terminals & Splices Comment	Bulk number 9-160477-2.

## Product Compliance

[For compliance documentation, visit the product page on TE.com>](#)

EU RoHS Directive 2011/65/EU	Compliant
EU ELV Directive 2000/53/EC	Compliant
China RoHS 2 Directive MIIT Order No 32, 2016	No Restricted Materials Above Threshold
EU REACH Regulation (EC) No. 1907/2006	Current ECHA Candidate List: JUNE 2023 (235) Candidate List Declared Against: JUNE 2023 (235) Does not contain REACH SVHC
Halogen Content	Low Halogen - Br, Cl, F, I < 900 ppm per homogenous material. Also BFR/CFR/PVC Free
Solder Process Capability	Not applicable for solder process capability

#### Product Compliance Disclaimer

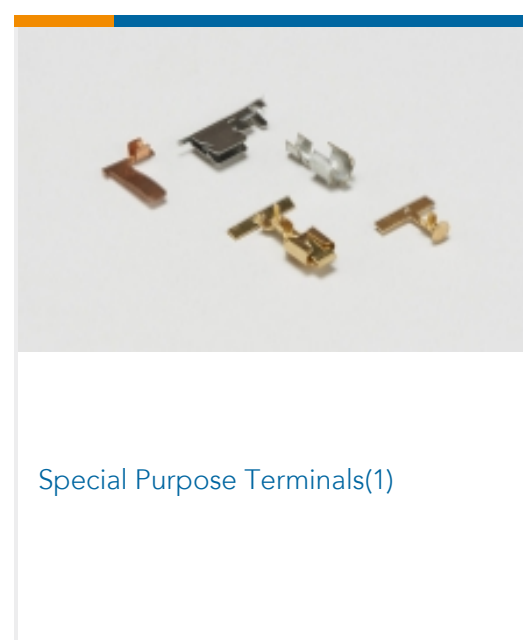
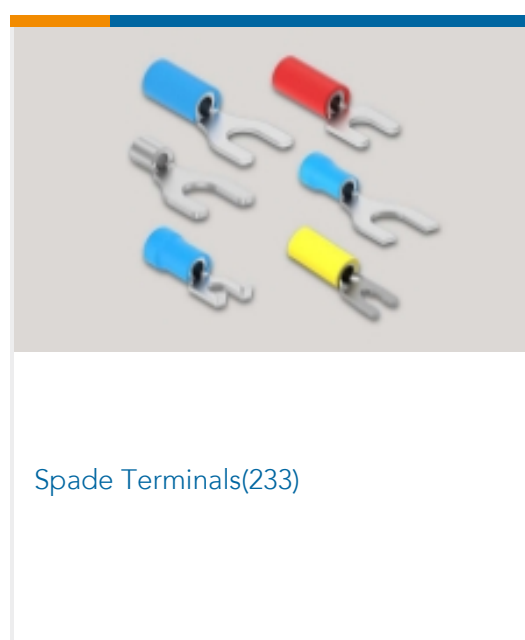
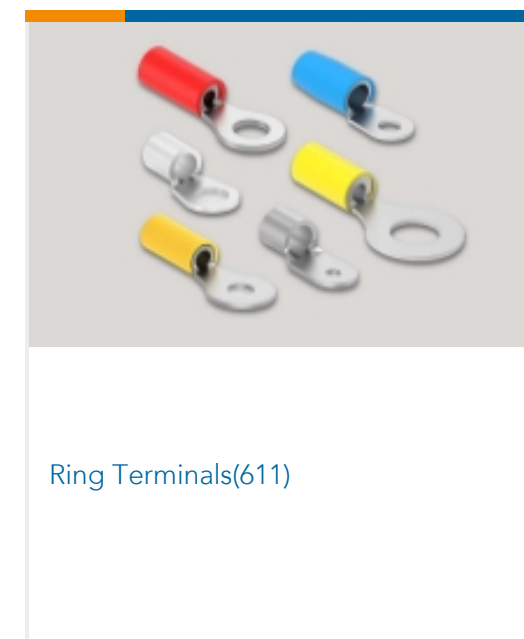
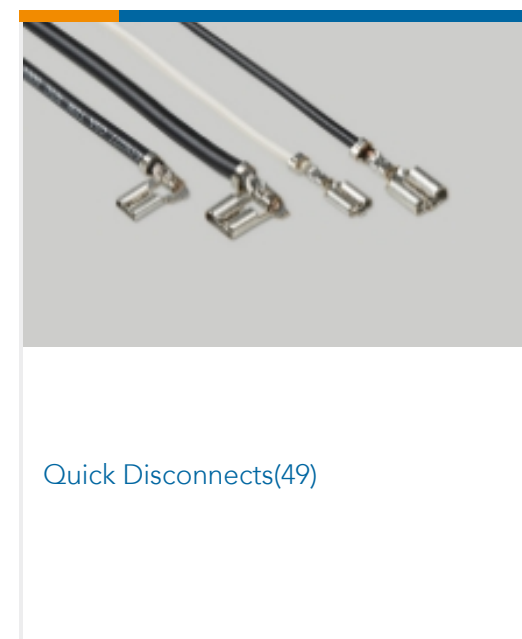


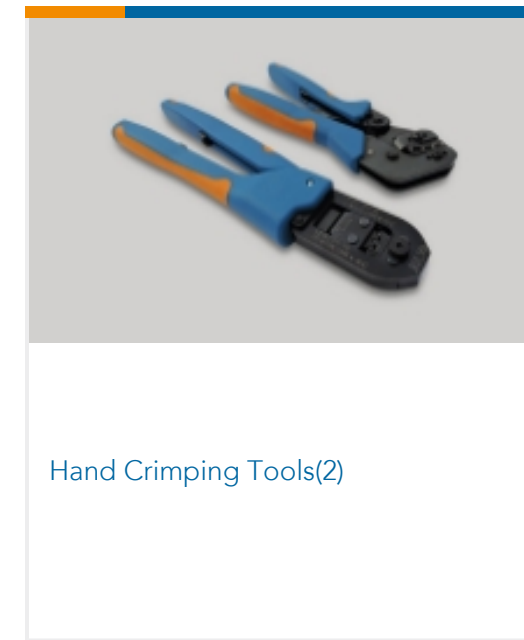
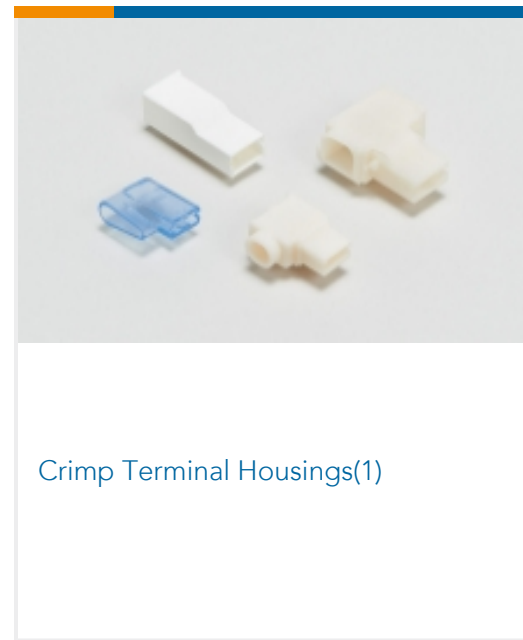
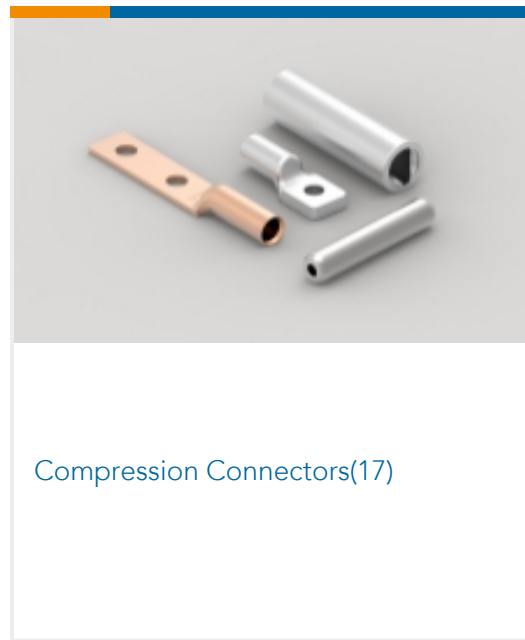
This information is provided based on reasonable inquiry of our suppliers and represents our current actual knowledge based on the information they provided. This information is subject to change. The part numbers that TE has identified as EU RoHS compliant have a maximum concentration of 0.1% by weight in homogenous materials for lead, hexavalent chromium, mercury, PBB, PBDE, DBP, BBP, DEHP, DIBP, and 0.01% for cadmium, or qualify for an exemption to these limits as defined in the Annexes of Directive 2011/65/EU (RoHS2). Finished electrical and electronic equipment products will be CE marked as required by Directive 2011/65/EU. Components may not be CE marked. Additionally, the part numbers that TE has identified as EU ELV compliant have a maximum concentration of 0.1% by weight in homogenous materials for lead, hexavalent chromium, and mercury, and 0.01% for cadmium, or qualify for an exemption to these limits as defined in the Annexes of Directive 2000/53/EC (ELV). Regarding the REACH Regulation, the information TE provides on SVHC in articles for this part number is based on the latest European Chemicals Agency (ECHA) 'Guidance on

requirements for substances in articles' posted at this URL: <https://echa.europa.eu/guidance-documents/guidance-on-reach>

## Compatible Parts



## Also in the Series | PIDG



## Customers Also Bought



TE Part #321233  
TERMINAL,PIDG SPD 16-14 8



TE Part #5745854-3  
CABLE CLAMP KIT,SZ 1



TE Part #4-520448-2  
ULTRAFAST 250 ASSY REC 12-10  
TPBR LP



TE Part #770069-1  
02P .093 COMM P&S PLUG .248CL  
TPBR LP



TE Part #40725  
RING 190(4.82MM)TERMINAL 18-14  
AWG TPBR



TE Part #61794-4  
RING 18-14 AWG BR



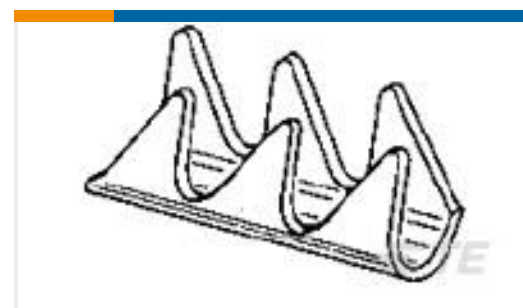
TE Part #770146-1  
.093 CP&S SOK PTPBR LP 24-18



TE Part #770266-1  
02P .093 COMM P&S RECPT .248CL



TE Part #320569  
TERMINAL,PIDG R 12-10 1/4



TE Part #925856-1  
WIRE PIN 15.5-13.5 AWG .01 PTPB

## Documents

### Product Drawings

[SMP 9-0160477-2](#)

English

### CAD Files

[3D PDF](#)

3D

Customer View Model

[ENG\\_CVM\\_CVM\\_9-1377174-9\\_C1.2d\\_dxf.zip](#)

English

Customer View Model

[ENG\\_CVM\\_CVM\\_9-1377174-9\\_C1.3d\\_igs.zip](#)

English

Customer View Model

[ENG\\_CVM\\_CVM\\_9-1377174-9\\_C1.3d\\_stp.zip](#)

English

By downloading the CAD file I accept and agree to the [Terms and Conditions](#) of use.

### Datasheets & Catalog Pages



## RADIATION\_RESISTANT\_PRE-INSULATED\_TERMINALS\_SPLICES

English

---

### Product Specifications

### Application Specification

English