



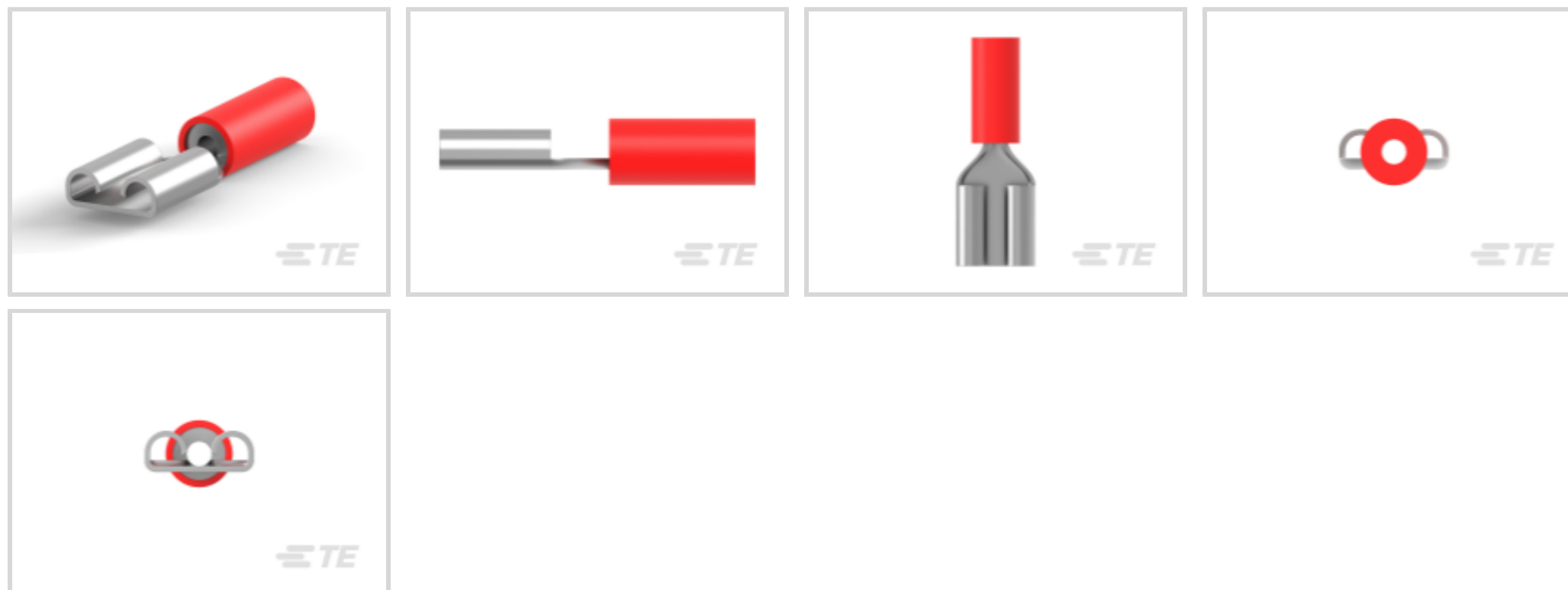
PIDG

TE Internal #: 9-1377174-2

Quick Disconnects, Receptacle, 22 – 15 AWG Wire Size, .3 – 1.5 mm² Wire Size, 592 – 2960 CMA Wire Size, Mating Tab Width 6.35 mm [.25 in], PIDG

[View on TE.com >](#)

Terminals & Splices > Quick Disconnects



Quick Disconnect Terminal Type: **Receptacle**

Wire Size: **592 – 2960 CMA**

Mating Tab Width: **6.35 mm [.25 in]**

Features

Product Type Features

Insertion Force	Normal
-----------------	--------

Electrical Characteristics

Voltage Rating	300 V
----------------	-------

Body Features

Insulation Material	Nylon
---------------------	-------

Contact Features

Quick Disconnect Terminal Type	Receptacle
Mating Tab Width	6.35 mm [.25 in]
Mating Tab Thickness	.81 mm [.032 in]
Terminal Orientation	Straight
Contact Base Material	Phosphor Bronze
Terminal Plating Material	Tin
Crimp Type	Compression
Barrel Type	Closed

Mechanical Attachment



Wire Insulation Support	With
Mating Retention Type	Dimple

Dimensions

Compatible Insulation Diameter Range	3.5 mm[.14 in]
Wire Size	592 – 2960 CMA

Usage Conditions

Insulation Option	Partially Insulated
Operating Temperature Range	105 °C[221 °F]

Packaging Features

Packaging Quantity	100
Packaging Method	Box

Other

Barrel Color	Red
Terminals & Splices Comment	Bulk number 9-160583-5.

Product Compliance

[For compliance documentation, visit the product page on TE.com>](#)

EU RoHS Directive 2011/65/EU	Compliant
EU ELV Directive 2000/53/EC	Compliant
China RoHS 2 Directive MIIT Order No 32, 2016	No Restricted Materials Above Threshold
EU REACH Regulation (EC) No. 1907/2006	Current ECHA Candidate List: JUNE 2023 (235) Candidate List Declared Against: JUNE 2023 (235) Does not contain REACH SVHC
Halogen Content	Low Halogen - Br, Cl, F, I < 900 ppm per homogenous material. Also BFR/CFR/PVC Free
Solder Process Capability	Not applicable for solder process capability

Product Compliance Disclaimer

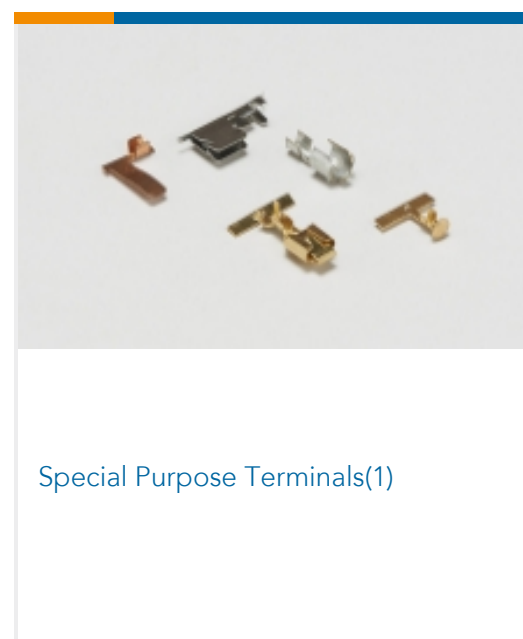
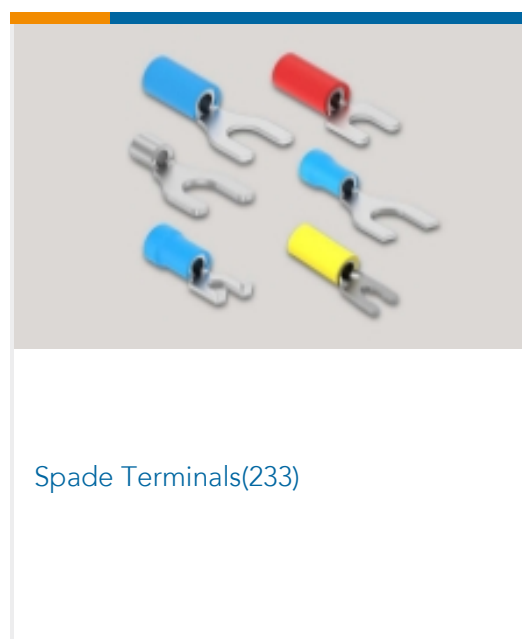
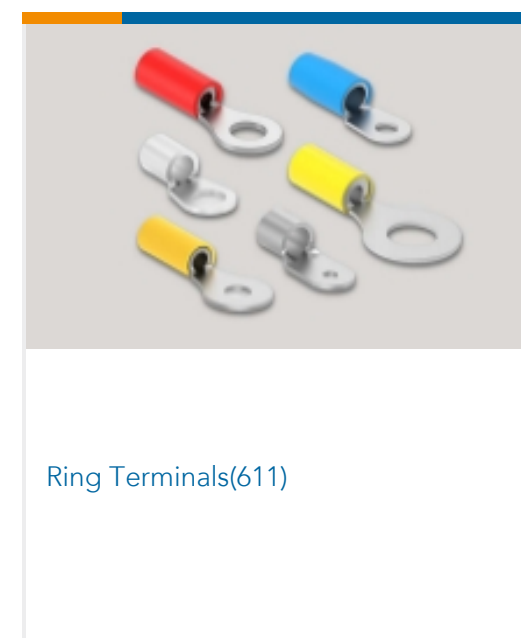
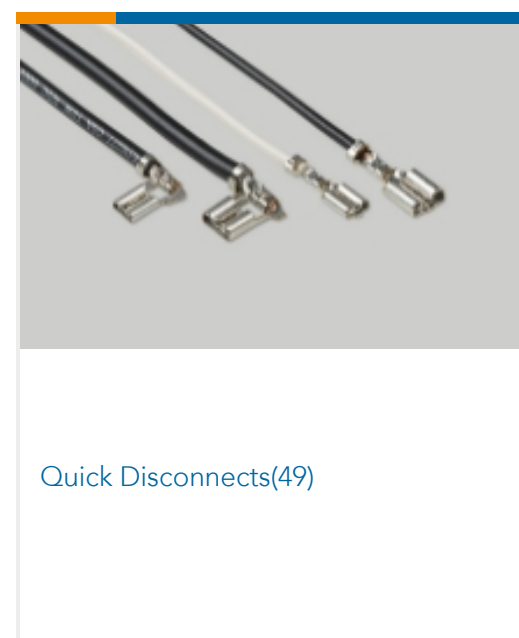

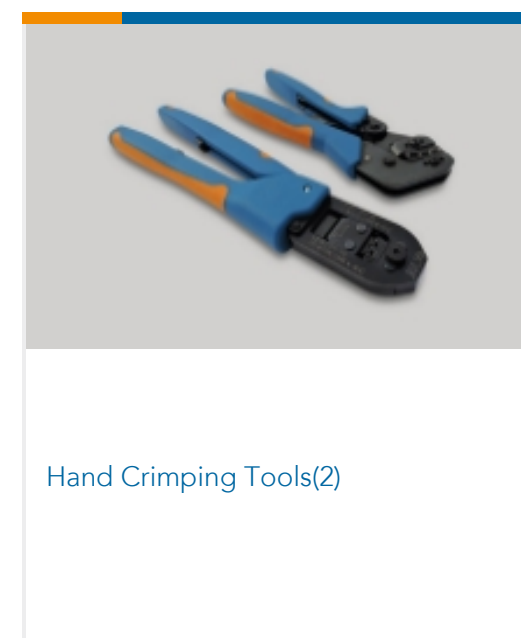
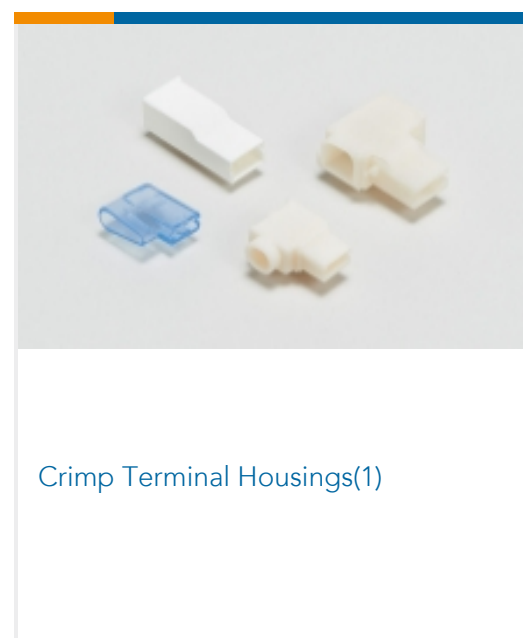
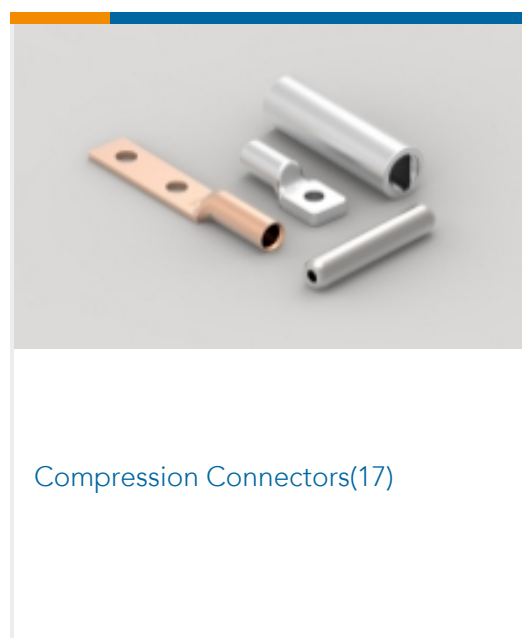
This information is provided based on reasonable inquiry of our suppliers and represents our current actual knowledge based on the information they provided. This information is subject to change. The part numbers that TE has identified as EU RoHS compliant have a maximum concentration of 0.1% by weight in homogenous materials for lead, hexavalent chromium, mercury, PBB, PBDE, DBP, BBP, DEHP, DIBP, and 0.01% for cadmium, or qualify for an exemption to these limits as defined in the Annexes of Directive 2011/65/EU (RoHS2). Finished electrical and electronic equipment products will be CE marked as required by Directive 2011/65/EU. Components may not be CE marked. Additionally, the part numbers that TE has identified as EU ELV compliant have a maximum concentration of 0.1% by weight in homogenous materials for lead, hexavalent chromium, and mercury, and 0.01% for cadmium, or qualify for an exemption to these limits

as defined in the Annexes of Directive 2000/53/EC (ELV). Regarding the REACH Regulation, the information TE provides on SVHC in articles for this part number is based on the latest European Chemicals Agency (ECHA) 'Guidance on requirements for substances in articles' posted at this URL: <https://echa.europa.eu/guidance-documents/guidance-on-reach>

Compatible Parts



Also in the Series | PIDG



Customers Also Bought



TE Part #52924
TERMINAL,PIDG SPR SPD 26-22 6



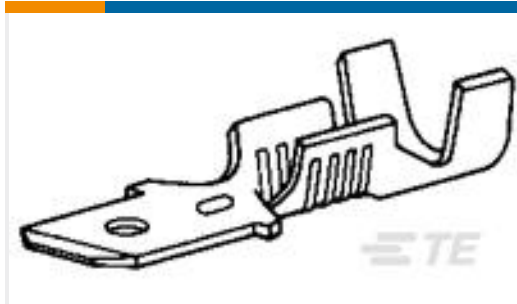
TE Part #6-1393250-2
W28-XT1A-1=W28



TE Part #1-1437719-1
T01-0540-P03-MALE PLUG
CONNECTOR-CRIMP



TE Part #34146
PG R 22-16 COMM 22-18 MIL 10



TE Part #62531-1
205 FASTON TAB 18-14 AWG TPBR



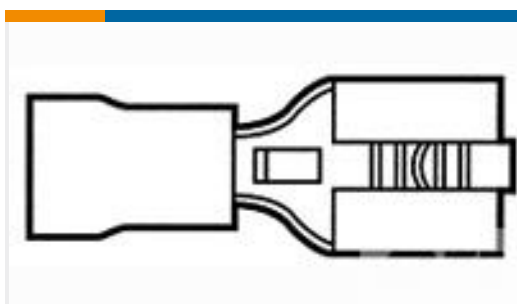
TE Part #165075
P.G. WIRE PIN 16-14



TE Part #6-1393250-8
W28-XT1A-3=W28



TE Part #6-1393250-9
W28-XT1A-4=W28



TE Part #9-1377174-1
SMP 9-0160583-2



TE Part #825433-3
MOD 2 PINHDR 1X3 P.

Documents

Product Drawings

[SMP 9-0160583-5](#)

English

CAD Files

[3D PDF](#)

3D

Customer View Model

[ENG_CVM_CVM_9-1377174-2_C1.2d_dxf.zip](#)

English

Customer View Model

[ENG_CVM_CVM_9-1377174-2_C1.3d_igs.zip](#)

English

Customer View Model

[ENG_CVM_CVM_9-1377174-2_C1.3d_stp.zip](#)

English

By downloading the CAD file I accept and agree to the [Terms and Conditions](#) of use.

Datasheets & Catalog Pages



RADIATION_RESISTANT_PRE-INSULATED_TERMINALS_SPLICES

English

Product Specifications

Application Specification

English