



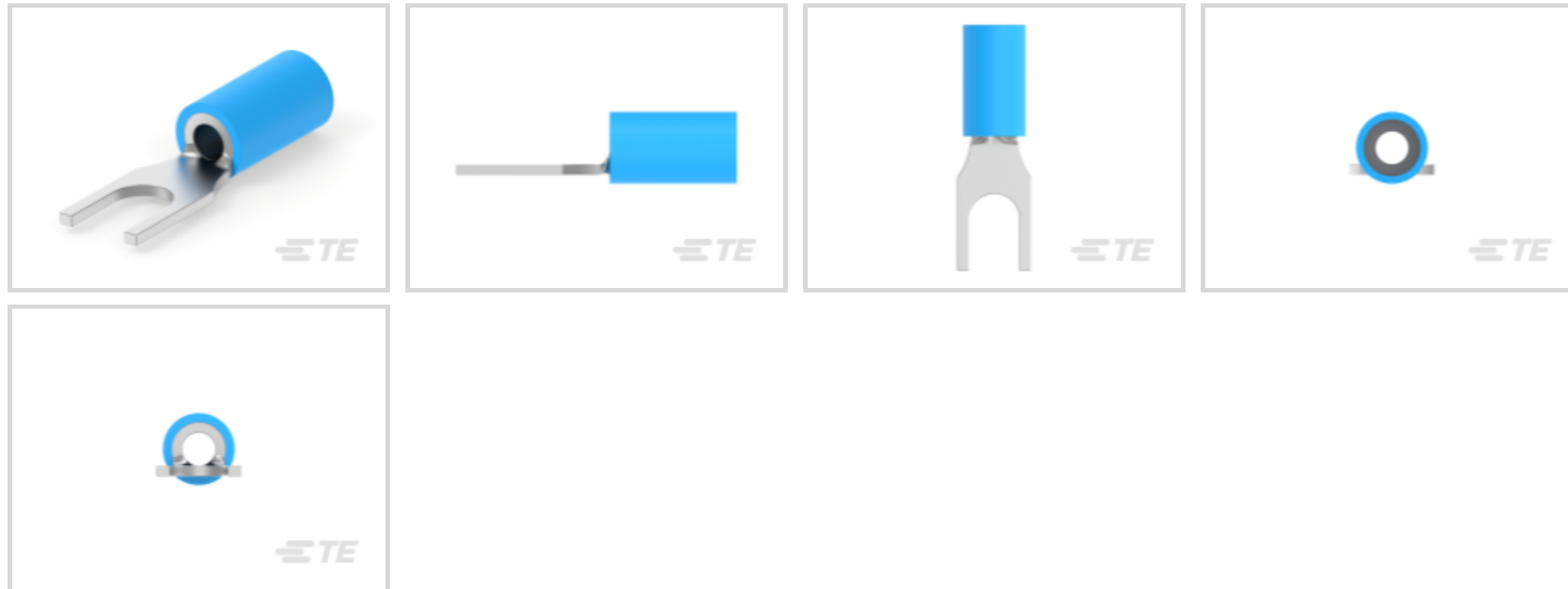
PLASTI-GRIP

TE Internal #: 9-1377173-5

Spade Flange Tongue Terminal, 16 – 14 AWG, #8 / M4 Stud Size, 4.3 mm [.169 in] Stud Diameter, Closed Barrel, Straight, Tin, PLASTI-GRIP

[View on TE.com >](#)

Terminals & Splices > Spade Terminals



Spade Terminal Type: **Spade Flange Tongue Terminal**

Wire Size: **2050 – 5180 CMA**

Stud Size: **#8, M4**

Features

Product Type Features

| | |
|--|--------------------|
| Stud Size | #8, M4 |
| Sealable | No |
| Wire Insulation Support Retention Type | Insulation Support |

Electrical Characteristics

| | |
|----------------|-------|
| Voltage Rating | 300 V |
|----------------|-------|

Contact Features

| | |
|---------------------------|------------------------------|
| Spade Terminal Type | Spade Flange Tongue Terminal |
| Barrel Type | Closed |
| Terminal Orientation | Straight |
| Terminal Plating Material | Tin |

Mechanical Attachment

| | |
|-------------------------|------|
| Wire Insulation Support | With |
|-------------------------|------|

Dimensions

| | |
|---------------|------------------|
| Wire Size | 2050 – 5180 CMA |
| Stud Diameter | 4.3 mm [.169 in] |



| | |
|--------------------------------------|-------------------------------|
| Tongue Thickness | .84 mm[.033 in] |
| Product Length | 20.65 mm[.813 in] |
| Compatible Insulation Diameter (Max) | 4.32 mm[.17 in] |
| Compatible Insulation Diameter Range | 2.92 – 4.31 mm[.115 – .17 in] |

Usage Conditions

| | |
|-----------------------------|---------------------|
| Insulation Option | Partially Insulated |
| Operating Temperature Range | 105 °C[221 °F] |

Operation/Application

| | |
|---------------------------------------|--------|
| Compatible With Wire Base Material | Copper |
| Compatible With Wire Plating Material | Tin |

Industry Standards

| | |
|-------------------------------|----|
| Government Qualified Terminal | No |
|-------------------------------|----|

Packaging Features

| | |
|--------------------|-----|
| Packaging Quantity | 100 |
| Packaging Method | Bag |

Product Compliance

[For compliance documentation, visit the product page on TE.com>](#)

| | |
|---|---|
| EU RoHS Directive 2011/65/EU | Compliant |
| EU ELV Directive 2000/53/EC | Compliant |
| China RoHS 2 Directive MIIT Order No 32, 2016 | No Restricted Materials Above Threshold |
| EU REACH Regulation (EC) No. 1907/2006 | Current ECHA Candidate List: JUNE 2023 (235) Candidate List Declared Against: JUNE 2023 (235) Does not contain REACH SVHC |
| Halogen Content | Low Halogen - Br, Cl, F, I < 900 ppm per homogenous material. Also BFR/CFR/PVC Free |
| Solder Process Capability | Not applicable for solder process capability |

Product Compliance Disclaimer

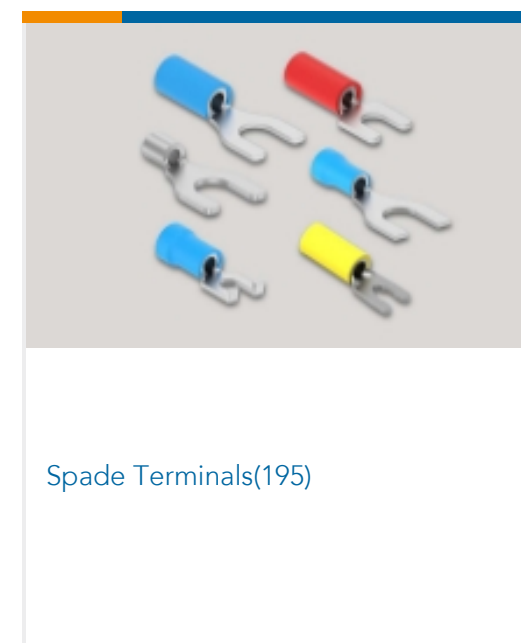
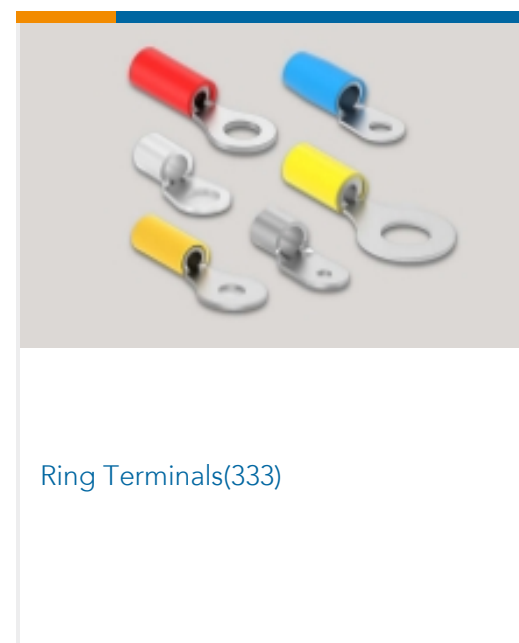
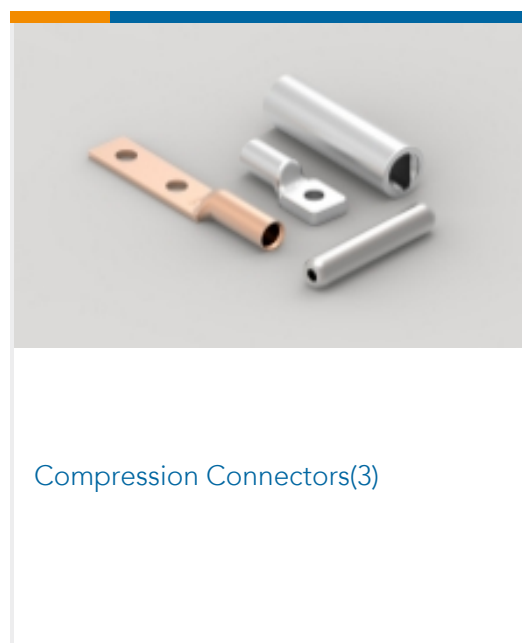
This information is provided based on reasonable inquiry of our suppliers and represents our current actual knowledge based on the information they provided. This information is subject to change. The part numbers that TE has identified as EU RoHS compliant have a maximum concentration of 0.1% by weight in homogenous materials for lead, hexavalent chromium, mercury, PBB, PBDE, DBP, BBP, DEHP, DIBP, and 0.01% for cadmium, or qualify for an exemption to these limits as defined in the Annexes of Directive 2011/65/EU (RoHS2). Finished electrical and electronic equipment products will be CE marked as required by Directive 2011/65/EU. Components may not be CE marked. Additionally, the part

numbers that TE has identified as EU ELV compliant have a maximum concentration of 0.1% by weight in homogenous materials for lead, hexavalent chromium, and mercury, and 0.01% for cadmium, or qualify for an exemption to these limits as defined in the Annexes of Directive 2000/53/EC (ELV). Regarding the REACH Regulation, the information TE provides on SVHC in articles for this part number is based on the latest European Chemicals Agency (ECHA) 'Guidance on requirements for substances in articles' posted at this URL: <https://echa.europa.eu/guidance-documents/guidance-on-reach>


Compatible Parts



Also in the Series | PLASTI-GRIP



Customers Also Bought





TE Part #454100-000
D-406-0002



TE Part #1-1419104-7
T9AS1D22-12



TE Part #NB13942001
TAT-125-1/4-0-STK



TE Part #58433-3
PRO CR ASSY, RBY IS9252

Documents

Product Drawings

[SMP 0-0130532-0](#)

English

CAD Files

[3D PDF](#)

3D

Customer View Model

[ENG_CVM_CVM_9-1377173-5_H1.2d_dxf.zip](#)

English

Customer View Model

[ENG_CVM_CVM_9-1377173-5_H1.3d_igs.zip](#)

English

Customer View Model

[ENG_CVM_CVM_9-1377173-5_H1.3d_stp.zip](#)

English

By downloading the CAD file I accept and agree to the [Terms and Conditions](#) of use.

Datasheets & Catalog Pages

[RADIATION_RESISTANT_PRE-INSULATED_TERMINALS_SPLICES](#)

English

Product Specifications

[Application Specification](#)

English